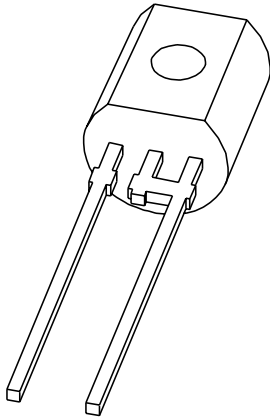


DATA SHEET



KTY81-2 series Silicon temperature sensors

Product specification
Supersedes data of 1996 Dec 06
File under Discrete Semiconductors, SC17

1998 Mar 26

Silicon temperature sensors

KTY81-2 series

DESCRIPTION

The temperature sensors in the KTY81-2 series have a positive temperature coefficient of resistance and are suitable for use in measurement and control systems. The sensors are encapsulated in the SOD70 leaded plastic package.

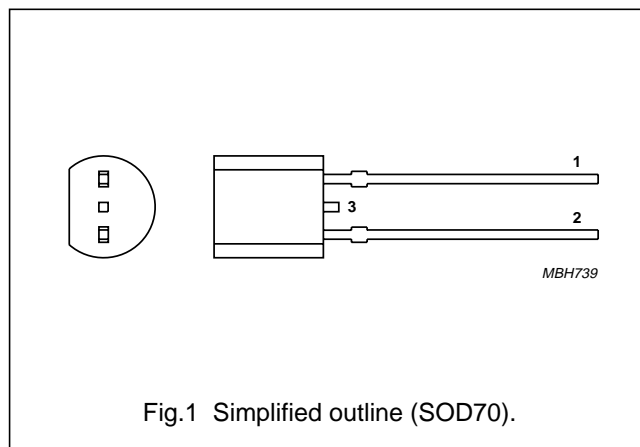
Tolerances of 0.5% or other special selections are available on request.

MARKING

| TYPE NUMBER | CODE |
|-------------|------|
| KTY81-210 | 210 |
| KTY81-220 | 220 |
| KTY81-221 | 221 |
| KTY81-222 | 222 |
| KTY81-250 | 250 |
| KTY81-251 | 251 |
| KTY81-252 | 252 |

PINNING

| PIN | DESCRIPTION |
|-----|------------------------------------|
| 1 | electrical contact |
| 2 | electrical contact |
| 3 | not to be connected to a potential |



QUICK REFERENCE DATA

| SYMBOL | PARAMETER | CONDITIONS | MIN. | MAX. | UNIT |
|------------------|-------------------------------|--|------|------|------|
| R ₂₅ | sensor resistance | T _{amb} = 25 °C; I _{cont} = 1 mA | | | |
| | KTY81-210 | | 1980 | 2020 | Ω |
| | KTY81-220 | | 1960 | 2040 | Ω |
| | KTY81-221 | | 1960 | 2000 | Ω |
| | KTY81-222 | | 2000 | 2040 | Ω |
| | KTY81-250 | | 1900 | 2100 | Ω |
| | KTY81-251 | | 1900 | 2000 | Ω |
| KTY81-252 | 2000 | 2100 | Ω | | |
| T _{amb} | ambient operating temperature | | -55 | +150 | °C |

Silicon temperature sensors

KTY81-2 series

LIMITING VALUES

In accordance with the Absolute Maximum Rating System (IEC 134).

| SYMBOL | PARAMETER | CONDITIONS | MIN. | MAX. | UNIT |
|-------------------|-------------------------------|---|------|------|------|
| I_{cont} | continuous sensor current | in free air; $T_{\text{amb}} = 25\text{ °C}$ | – | 10 | mA |
| | | in free air; $T_{\text{amb}} = 150\text{ °C}$ | – | 2 | mA |
| T_{amb} | ambient operating temperature | | –55 | +150 | °C |

CHARACTERISTICS

$T_{\text{amb}} = 25\text{ °C}$, in liquid, unless otherwise specified.

| SYMBOL | PARAMETER | CONDITIONS | MIN. | TYP. | MAX. | UNIT |
|------------------|-------------------------------|---|-------|----------|-------|----------|
| R_{25} | sensor resistance | $I_{\text{cont}} = 1\text{ mA}$ | | | | |
| | KTY81-210 | | 1980 | – | 2020 | Ω |
| | KTY81-220 | | 1960 | – | 2040 | Ω |
| | KTY81-221 | | 1960 | – | 2000 | Ω |
| | KTY81-222 | | 2000 | – | 2040 | Ω |
| | KTY81-250 | | 1900 | – | 2100 | Ω |
| | KTY81-251 | | 1900 | – | 2000 | Ω |
| KTY81-252 | 2000 | – | 2100 | Ω | | |
| TC | temperature coefficient | | – | 0.79 | – | %/K |
| R_{100}/R_{25} | resistance ratio | $T_{\text{amb}} = 100\text{ °C}$ and 25 °C | 1.676 | 1.696 | 1.716 | |
| R_{-55}/R_{25} | resistance ratio | $T_{\text{amb}} = -55\text{ °C}$ and 25 °C | 0.480 | 0.490 | 0.500 | |
| τ | thermal time constant; note 1 | in still air | – | 30 | – | s |
| | | in still liquid; note 2 | – | 5 | – | s |
| | | in flowing liquid; note 2 | – | 3 | – | s |
| | rated temperature range | | –55 | – | +150 | °C |

Notes

- The thermal time constant is the time taken for the sensor to reach 63.2% of the total temperature difference.
For example, if a sensor with a temperature of 25 °C is moved to an environment with an ambient temperature of 100 °C , the time for the sensor to reach a temperature of 72.4 °C is the thermal time constant.
- Inert liquid, e.g. FC43 manufactured by the 3M company.

Silicon temperature sensors

KTY81-2 series

Table 1 Ambient temperature, corresponding resistance, temperature coefficient and maximum expected temperature error for KTY81-210 and KTY81-220 $I_{\text{cont}} = 1 \text{ mA}$.

| AMBIENT TEMPERATURE | | TEMP. COEFF. (%/K) | KTY81-210 | | | | KTY81-220 | | | |
|---------------------|------|-----------------------|----------------|------|------|-----------------|----------------|------|------|-----------------|
| (°C) | (°F) | | RESISTANCE (Ω) | | | TEMP. ERROR (K) | RESISTANCE (Ω) | | | TEMP. ERROR (K) |
| | | | MIN. | TYP. | MAX. | | MIN. | TYP. | MAX. | |
| -55 | -67 | 0.99 | 951 | 980 | 1009 | ±3.02 | 941 | 980 | 1019 | ±4.02 |
| -50 | -58 | 0.98 | 1000 | 1030 | 1059 | ±2.92 | 990 | 1030 | 1070 | ±3.94 |
| -40 | -40 | 0.96 | 1105 | 1135 | 1165 | ±2.74 | 1094 | 1135 | 1176 | ±3.78 |
| -30 | -22 | 0.93 | 1218 | 1247 | 1277 | ±2.55 | 1205 | 1247 | 1289 | ±3.62 |
| -20 | -4 | 0.91 | 1338 | 1367 | 1396 | ±2.35 | 1325 | 1367 | 1410 | ±3.45 |
| -10 | 14 | 0.88 | 1467 | 1495 | 1523 | ±2.14 | 1452 | 1495 | 1538 | ±3.27 |
| 0 | 32 | 0.85 | 1603 | 1630 | 1656 | ±1.91 | 1587 | 1630 | 1673 | ±3.08 |
| 10 | 50 | 0.83 | 1748 | 1772 | 1797 | ±1.67 | 1730 | 1772 | 1814 | ±2.88 |
| 20 | 68 | 0.80 | 1901 | 1922 | 1944 | ±1.41 | 1881 | 1922 | 1963 | ±2.66 |
| 25 | 77 | 0.79 | 1980 | 2000 | 2020 | ±1.27 | 1960 | 2000 | 2040 | ±2.54 |
| 30 | 86 | 0.78 | 2057 | 2080 | 2102 | ±1.39 | 2036 | 2080 | 2123 | ±2.68 |
| 40 | 104 | 0.75 | 2217 | 2245 | 2272 | ±1.64 | 2194 | 2245 | 2295 | ±2.97 |
| 50 | 122 | 0.73 | 2383 | 2417 | 2451 | ±1.91 | 2359 | 2417 | 2475 | ±3.28 |
| 60 | 140 | 0.71 | 2557 | 2597 | 2637 | ±2.19 | 2531 | 2597 | 2663 | ±3.61 |
| 70 | 158 | 0.69 | 2737 | 2785 | 2832 | ±2.49 | 2709 | 2785 | 2860 | ±3.94 |
| 80 | 176 | 0.67 | 2924 | 2980 | 3035 | ±2.8 | 2894 | 2980 | 3065 | ±4.3 |
| 90 | 194 | 0.65 | 3118 | 3182 | 3246 | ±3.12 | 3086 | 3182 | 3278 | ±4.66 |
| 100 | 212 | 0.63 | 3318 | 3392 | 3466 | ±3.46 | 3284 | 3392 | 3500 | ±5.05 |
| 110 | 230 | 0.59 | 3523 | 3607 | 3691 | ±3.93 | 3487 | 3607 | 3728 | ±5.61 |
| 120 | 248 | 0.53 | 3722 | 3817 | 3912 | ±4.7 | 3683 | 3817 | 3950 | ±6.59 |
| 125 | 257 | 0.49 | 3815 | 3915 | 4016 | ±5.26 | 3775 | 3915 | 4055 | ±7.31 |
| 130 | 266 | 0.44 | 3901 | 4008 | 4114 | ±6 | 3861 | 4008 | 4154 | ±8.27 |
| 140 | 284 | 0.33 | 4049 | 4166 | 4283 | ±8.45 | 4008 | 4166 | 4325 | ±11.46 |
| 150 | 302 | 0.20 | 4153 | 4280 | 4407 | ±14.63 | 4110 | 4280 | 4450 | ±19.56 |

Silicon temperature sensors

KTY81-2 series

Table 2 Ambient temperature, corresponding resistance, temperature coefficient and maximum expected temperature error for KTY81-221 and KTY81-222 $I_{\text{cont}} = 1 \text{ mA}$.

| AMBIENT TEMPERATURE | | TEMP. COEFF. (%/K) | KTY81-221 | | | | KTY81-222 | | | |
|---------------------|------|-----------------------|----------------|------|------|-----------------|----------------|------|------|-----------------|
| (°C) | (°F) | | RESISTANCE (Ω) | | | TEMP. ERROR (K) | RESISTANCE (Ω) | | | TEMP. ERROR (K) |
| | | | MIN. | TYP. | MAX. | | MIN. | TYP. | MAX. | |
| -55 | -67 | 0.99 | 941 | 970 | 999 | ±3.02 | 960 | 990 | 1020 | ±3.02 |
| -50 | -58 | 0.98 | 990 | 1019 | 1049 | ±2.92 | 1010 | 1040 | 1070 | ±2.92 |
| -40 | -40 | 0.96 | 1094 | 1123 | 1153 | ±2.74 | 1116 | 1146 | 1176 | ±2.74 |
| -30 | -22 | 0.93 | 1205 | 1235 | 1264 | ±2.55 | 1230 | 1260 | 1290 | ±2.55 |
| -20 | -4 | 0.91 | 1325 | 1354 | 1382 | ±2.35 | 1352 | 1381 | 1410 | ±2.35 |
| -10 | 14 | 0.88 | 1452 | 1480 | 1508 | ±2.14 | 1481 | 1510 | 1538 | ±2.14 |
| 0 | 32 | 0.85 | 1587 | 1613 | 1640 | ±1.91 | 1619 | 1646 | 1673 | ±1.91 |
| 10 | 50 | 0.83 | 1730 | 1754 | 1779 | ±1.67 | 1765 | 1790 | 1815 | ±1.67 |
| 20 | 68 | 0.80 | 1882 | 1903 | 1924 | ±1.41 | 1920 | 1941 | 1963 | ±1.41 |
| 25 | 77 | 0.79 | 1960 | 1980 | 2000 | ±1.27 | 2000 | 2020 | 2040 | ±1.27 |
| 30 | 86 | 0.78 | 2037 | 2059 | 2081 | ±1.39 | 2078 | 2100 | 2123 | ±1.39 |
| 40 | 104 | 0.75 | 2195 | 2222 | 2250 | ±1.64 | 2239 | 2267 | 2295 | ±1.64 |
| 50 | 122 | 0.73 | 2360 | 2393 | 2426 | ±1.91 | 2407 | 2441 | 2475 | ±1.91 |
| 60 | 140 | 0.71 | 2531 | 2571 | 2611 | ±2.19 | 2582 | 2623 | 2664 | ±2.19 |
| 70 | 158 | 0.69 | 2710 | 2757 | 2804 | ±2.49 | 2764 | 2812 | 2860 | ±2.49 |
| 80 | 176 | 0.67 | 2895 | 2950 | 3005 | ±2.8 | 2953 | 3009 | 3065 | ±2.8 |
| 90 | 194 | 0.65 | 3086 | 3150 | 3214 | ±3.12 | 3149 | 3214 | 3279 | ±3.12 |
| 100 | 212 | 0.63 | 3285 | 3358 | 3431 | ±3.46 | 3351 | 3426 | 3501 | ±3.46 |
| 110 | 230 | 0.59 | 3488 | 3571 | 3655 | ±3.93 | 3558 | 3643 | 3728 | ±3.93 |
| 120 | 248 | 0.53 | 3684 | 3779 | 3873 | ±4.7 | 3759 | 3855 | 3951 | ±4.7 |
| 125 | 257 | 0.49 | 3776 | 3876 | 3976 | ±5.26 | 3853 | 3955 | 4056 | ±5.26 |
| 130 | 266 | 0.44 | 3862 | 3967 | 4073 | ±6 | 3940 | 4048 | 4155 | ±6 |
| 140 | 284 | 0.33 | 4009 | 4125 | 4241 | ±8.45 | 4090 | 4208 | 4326 | ±8.45 |
| 150 | 302 | 0.20 | 4112 | 4237 | 4363 | ±14.63 | 4195 | 4323 | 4451 | ±14.63 |

Silicon temperature sensors

KTY81-2 series

Table 3 Ambient temperature, corresponding resistance, temperature coefficient and maximum expected temperature error for KTY81-250 and KTY81-251 $I_{\text{cont}} = 1 \text{ mA}$.

| AMBIENT TEMPERATURE | | TEMP. COEFF. (%/K) | KTY81-250 | | | | KTY81-251 | | | |
|---------------------|------|-----------------------|----------------|------|------|-----------------|----------------|------|------|-----------------|
| (°C) | (°F) | | RESISTANCE (Ω) | | | TEMP. ERROR (K) | RESISTANCE (Ω) | | | TEMP. ERROR (K) |
| | | | MIN. | TYP. | MAX. | | MIN. | TYP. | MAX. | |
| -55 | -67 | 0.99 | 911 | 980 | 1049 | ±7.04 | 913 | 956 | 999 | ±4.52 |
| -50 | -58 | 0.98 | 959 | 1030 | 1101 | ±6.99 | 960 | 1004 | 1048 | ±4.45 |
| -40 | -40 | 0.96 | 1060 | 1135 | 1210 | ±6.91 | 1061 | 1106 | 1152 | ±4.3 |
| -30 | -22 | 0.93 | 1168 | 1247 | 1327 | ±6.84 | 1169 | 1216 | 1263 | ±4.16 |
| -20 | -4 | 0.91 | 1283 | 1367 | 1451 | ±6.77 | 1285 | 1333 | 1381 | ±4.01 |
| -10 | 14 | 0.88 | 1407 | 1495 | 1583 | ±6.69 | 1408 | 1457 | 1507 | ±3.84 |
| 0 | 32 | 0.85 | 1538 | 1630 | 1721 | ±6.61 | 1539 | 1589 | 1639 | ±3.67 |
| 10 | 50 | 0.83 | 1677 | 1772 | 1867 | ±6.51 | 1678 | 1728 | 1778 | ±3.48 |
| 20 | 68 | 0.80 | 1824 | 1922 | 2021 | ±6.41 | 1825 | 1874 | 1923 | ±3.28 |
| 25 | 77 | 0.79 | 1900 | 2000 | 2100 | ±6.35 | 1900 | 1950 | 2000 | ±3.18 |
| 30 | 86 | 0.78 | 1974 | 2080 | 2185 | ±6.55 | 1975 | 2028 | 2080 | ±3.33 |
| 40 | 104 | 0.75 | 2127 | 2245 | 2362 | ±6.97 | 2129 | 2189 | 2248 | ±3.64 |
| 50 | 122 | 0.73 | 2287 | 2417 | 2547 | ±7.4 | 2289 | 2357 | 2425 | ±3.97 |
| 60 | 140 | 0.71 | 2453 | 2597 | 2741 | ±7.85 | 2455 | 2532 | 2609 | ±4.31 |
| 70 | 158 | 0.69 | 2626 | 2785 | 2943 | ±8.31 | 2628 | 2715 | 2802 | ±4.67 |
| 80 | 176 | 0.67 | 2805 | 2980 | 3154 | ±8.79 | 2807 | 2905 | 3003 | ±5.05 |
| 90 | 194 | 0.65 | 2990 | 3182 | 3374 | ±9.29 | 2993 | 3102 | 3212 | ±5.43 |
| 100 | 212 | 0.63 | 3182 | 3392 | 3602 | ±9.81 | 3185 | 3307 | 3429 | ±5.84 |
| 110 | 230 | 0.59 | 3379 | 3607 | 3836 | ±10.65 | 3382 | 3517 | 3652 | ±6.45 |
| 120 | 248 | 0.53 | 3569 | 3817 | 4065 | ±12.25 | 3573 | 3721 | 3870 | ±7.53 |
| 125 | 257 | 0.49 | 3658 | 3915 | 4173 | ±13.45 | 3662 | 3817 | 3973 | ±8.33 |
| 130 | 266 | 0.44 | 3741 | 4008 | 4274 | ±15.06 | 3745 | 3907 | 4070 | ±9.4 |
| 140 | 284 | 0.33 | 3883 | 4166 | 4450 | ±20.49 | 3887 | 4062 | 4237 | ±12.96 |
| 150 | 302 | 0.20 | 3982 | 4280 | 4578 | ±34.35 | 3987 | 4173 | 4359 | ±22.02 |

Silicon temperature sensors

KTY81-2 series

Table 4 Ambient temperature, corresponding resistance, temperature coefficient and maximum expected temperature error for KTY81-252 $I_{\text{cont}} = 1 \text{ mA}$.

| AMBIENT TEMPERATURE | | TEMP. COEFF. (%/K) | KTY81-252 | | | |
|---------------------|------|-----------------------|----------------|------|------|-----------------|
| (°C) | (°F) | | RESISTANCE (Ω) | | | TEMP. ERROR (K) |
| | | | MIN. | TYP. | MAX. | |
| -55 | -67 | 0.99 | 959 | 1005 | 1050 | ±4.52 |
| -50 | -58 | 0.98 | 1009 | 1055 | 1102 | ±4.45 |
| -40 | -40 | 0.96 | 1115 | 1163 | 1211 | ±4.3 |
| -30 | -22 | 0.93 | 1229 | 1278 | 1328 | ±4.16 |
| -20 | -4 | 0.91 | 1351 | 1401 | 1452 | ±4.01 |
| -10 | 14 | 0.88 | 1480 | 1532 | 1584 | ±3.84 |
| 0 | 32 | 0.85 | 1618 | 1670 | 1723 | ±3.67 |
| 10 | 50 | 0.83 | 1764 | 1817 | 1869 | ±3.48 |
| 20 | 68 | 0.80 | 1919 | 1970 | 2022 | ±3.28 |
| 25 | 77 | 0.79 | 2000 | 2050 | 2100 | ±3.18 |
| 30 | 86 | 0.78 | 2077 | 2132 | 2187 | ±3.33 |
| 40 | 104 | 0.75 | 2238 | 2301 | 2364 | ±3.64 |
| 50 | 122 | 0.73 | 2406 | 2478 | 2549 | ±3.97 |
| 60 | 140 | 0.71 | 2581 | 2662 | 2743 | ±4.31 |
| 70 | 158 | 0.69 | 2763 | 2854 | 2946 | ±4.67 |
| 80 | 176 | 0.67 | 2951 | 3054 | 3157 | ±5.05 |
| 90 | 194 | 0.65 | 3147 | 3262 | 3376 | ±5.43 |
| 100 | 212 | 0.63 | 3349 | 3477 | 3605 | ±5.84 |
| 110 | 230 | 0.59 | 3556 | 3697 | 3839 | ±6.45 |
| 120 | 248 | 0.53 | 3756 | 3912 | 4068 | ±7.53 |
| 125 | 257 | 0.49 | 3850 | 4013 | 4177 | ±8.33 |
| 130 | 266 | 0.44 | 3937 | 4108 | 4278 | ±9.4 |
| 140 | 284 | 0.33 | 4087 | 4271 | 4455 | ±12.96 |
| 150 | 302 | 0.20 | 4191 | 4387 | 4583 | ±22.02 |

Silicon temperature sensors

KTY81-2 series

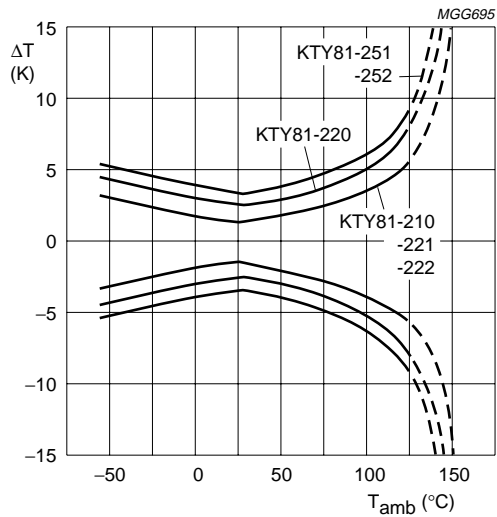
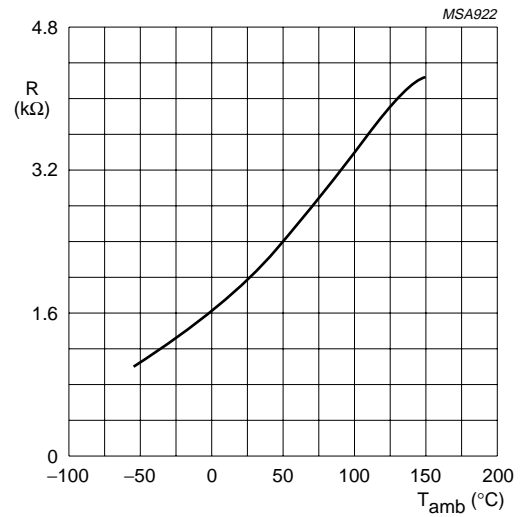
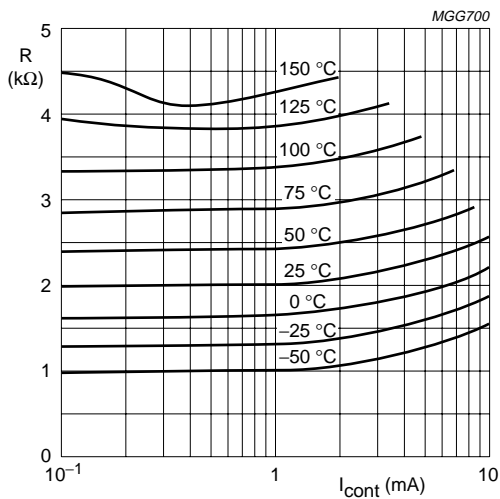


Fig.2 Maximum expected temperature error (ΔT).



$I_{cont} = 1$ mA.

Fig.3 Sensor resistance as a function of ambient temperature; average values.



To keep the temperature error low, an operating current of $I_{cont} = 1$ mA is recommended for temperatures above 100 $^{\circ}C$.

Fig.4 Sensor resistance as a function of operating current.

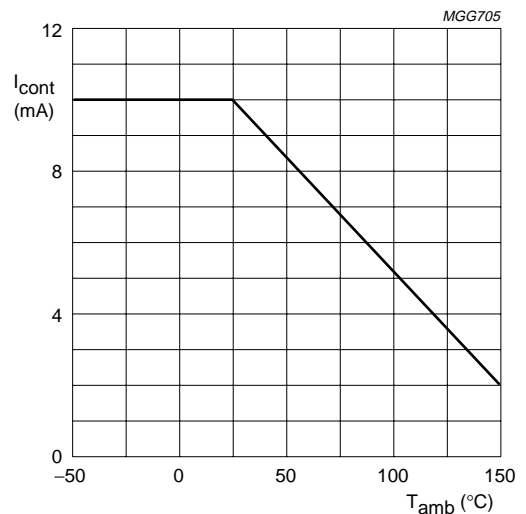
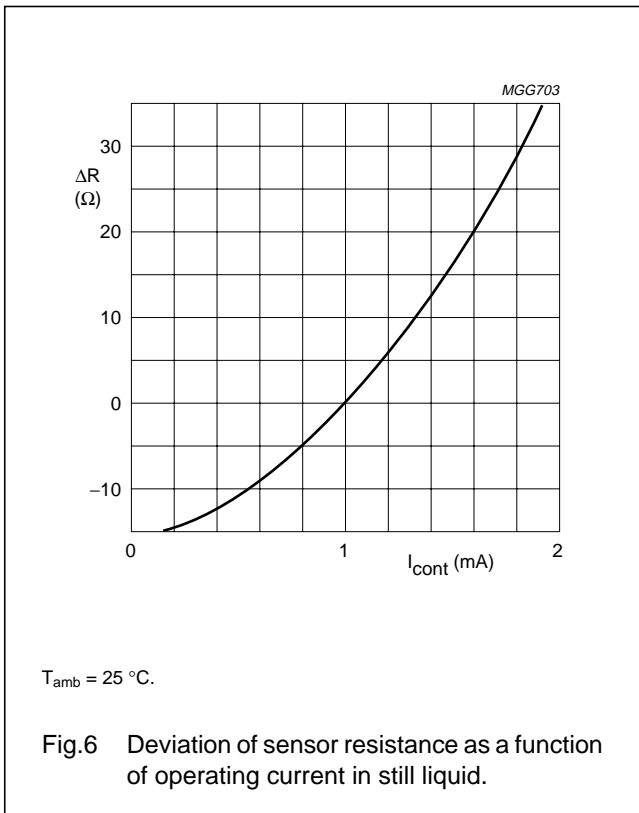


Fig.5 Maximum operating current for safe operation.

Silicon temperature sensors

KTY81-2 series



APPLICATION INFORMATION

| SYMBOL | PARAMETER | CONDITIONS | TYP. | UNIT |
|-----------------|-------------------------------------|--|------|----------|
| ΔR_{25} | drift of sensor resistance at 25 °C | 10000 hours continuous operation; $T_{amb} = 150\text{ }^{\circ}\text{C}$ | 0.5 | Ω |

Silicon temperature sensors

KTY81-2 series

PACKAGING

Sensors in SOD70 encapsulation are delivered in bulk packaging, and also reel packaging for automatic placement on hybrid circuits and printed-circuit boards (see Fig.7).

Note: Types in bulk packaging have a lead-to-lead distance of 2.54 millimetres, whereas the distance for types packaged on reel is 5.08 millimetres.

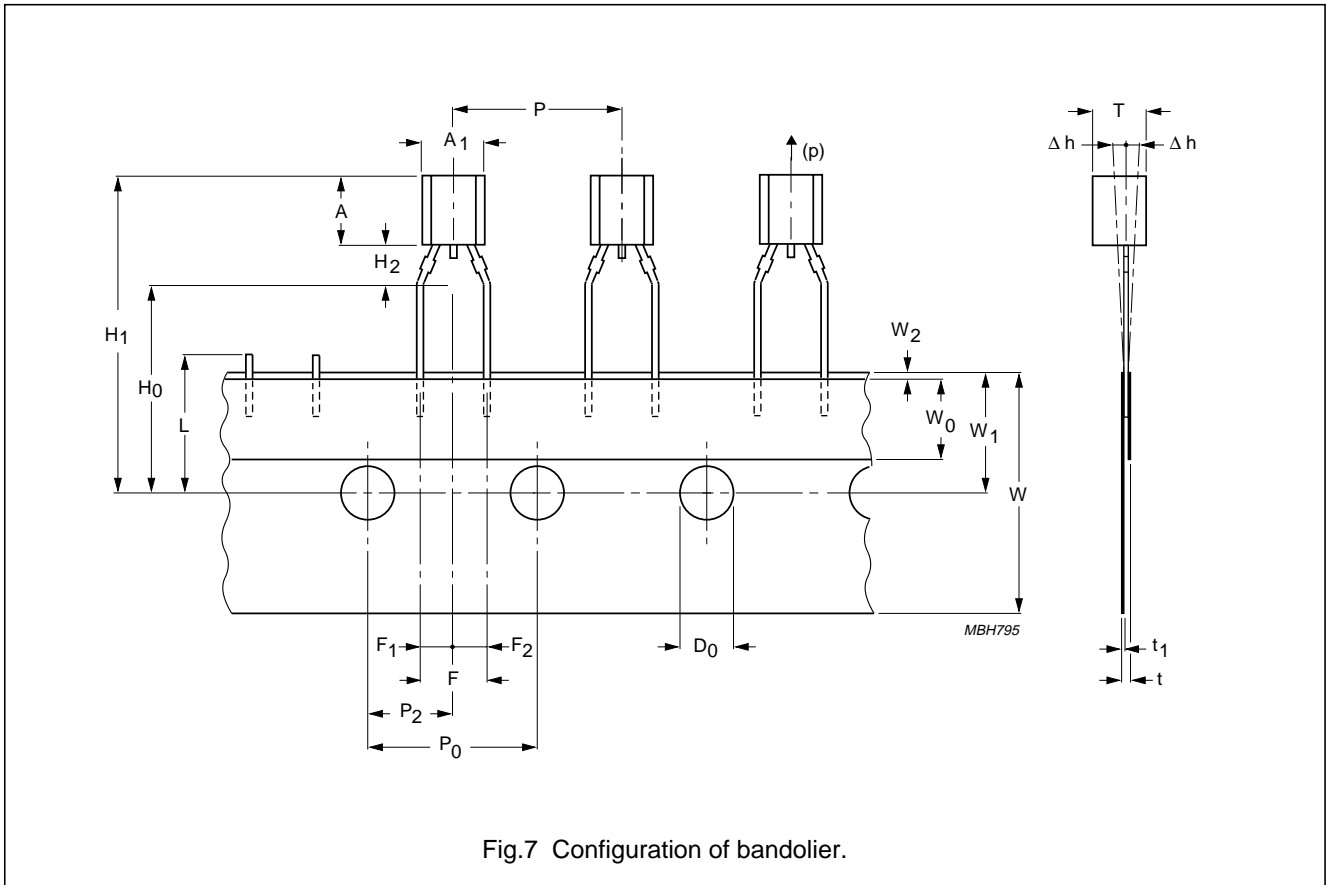


Fig.7 Configuration of bandolier.

Silicon temperature sensors

KTY81-2 series

Table 5 Tape specification

| SYMBOL | DIMENSION | SPECIFICATIONS | | | | | REMARKS |
|---------------------------------|--------------------------------------|----------------|------|-------|-----------|------|------------------------------------|
| | | MIN. | NOM. | MAX. | TOL. | UNIT | |
| A ₁ | body width | 4.4 | – | 4.8 | – | mm | |
| A | body height | 5 | – | 5.2 | – | mm | |
| T | body thickness | 3.6 | – | 3.9 | – | mm | |
| P | pitch of component | – | 12.7 | – | ±1 | mm | |
| P ₀ | feed hole pitch | – | 12.7 | – | ±0.3 | mm | |
| | cumulative pitch error | – | – | – | ±0.1 | | note 1 |
| P ₂ | feed hole centre to component centre | – | 6.35 | – | ±0.4 | mm | to be measured at bottom of clinch |
| F | lead-to-lead distance | – | 5.08 | – | +0.6/–0.2 | mm | |
| Δh | component alignment | – | 0 | 1 | – | mm | at top of body |
| W | tape width | – | 18 | – | ±0.5 | mm | |
| W ₀ | hold-down tape width | – | 6 | – | ±0.2 | mm | |
| W ₁ | hole position | – | 9 | – | +0.7/–0.5 | mm | |
| W ₂ | hold-down tape position | – | 0.5 | – | ±0.2 | mm | |
| H ₀ | lead wire clinch height | – | 16.5 | – | ±0.5 | mm | |
| H ₁ | component height | – | – | 23.25 | – | mm | |
| L | length of snapped leads | – | – | 11 | – | mm | |
| D ₀ | feed hole diameter | – | 4 | – | ±0.2 | mm | |
| t | total tape thickness | – | – | 1.2 | – | mm | t ₁ = 0.3 to 0.6 |
| F ₁ , F ₂ | lead to snapped lead distance | – | 2.54 | – | +0.4/–0.2 | mm | |
| H ₂ | clinch height | – | 2.5 | – | +0.5/0 | mm | |
| (p) | pull-out force | 6 | – | – | – | N | |

Note

1. Measured over 20 devices.

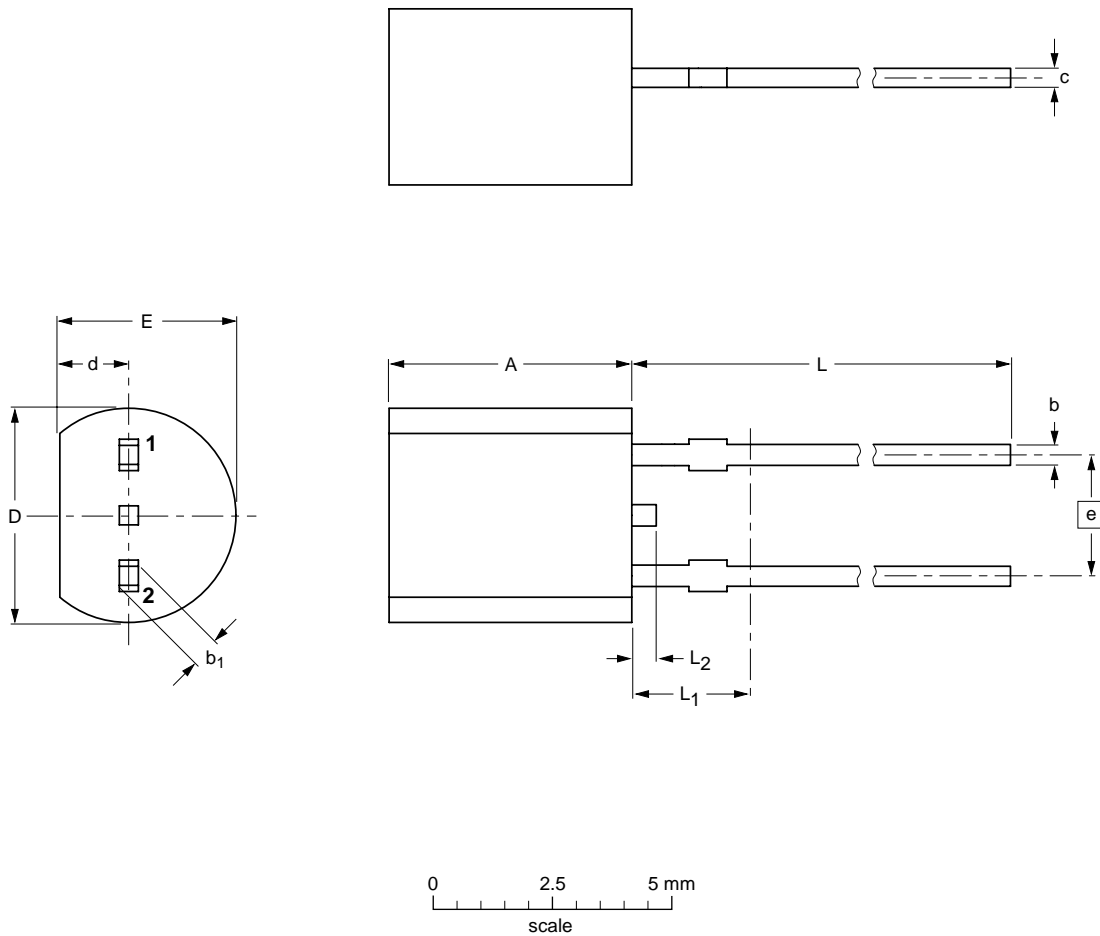
Silicon temperature sensors

KTY81-2 series

PACKAGE OUTLINE

Plastic near cylindrical single-ended package; 2 in-line leads

SOD70



DIMENSIONS (mm are the original dimensions)

| UNIT | A | b | b ₁ | c | D | d | E | e | L | L ₁ ⁽¹⁾ max. | L ₂ |
|------|------------|--------------|----------------|--------------|------------|------------|------------|------|--------------|---------------------------------------|----------------|
| mm | 5.2 5.0 | 0.48 0.40 | 0.66 0.56 | 0.45 0.40 | 4.8 4.4 | 1.7 1.4 | 4.2 3.6 | 2.54 | 14.5 12.7 | 2.5 | 0.7 0.5 |

Notes

1. Terminal dimensions within this zone are uncontrolled to allow for flow of plastic and terminal irregularities.

| OUTLINE VERSION | REFERENCES | | | | EUROPEAN PROJECTION | ISSUE DATE |
|--------------------|------------|-------|------|--|------------------------|------------|
| | IEC | JEDEC | EIAJ | | | |
| SOD70 | | | | | | 97-05-30 |

Silicon temperature sensors

KTY81-2 series

DEFINITIONS

| Data Sheet Status | |
|---|---|
| Objective specification | This data sheet contains target or goal specifications for product development. |
| Preliminary specification | This data sheet contains preliminary data; supplementary data may be published later. |
| Product specification | This data sheet contains final product specifications. |
| Limiting values | |
| Limiting values given are in accordance with the Absolute Maximum Rating System (IEC 134). Stress above one or more of the limiting values may cause permanent damage to the device. These are stress ratings only and operation of the device at these or at any other conditions above those given in the Characteristics sections of the specification is not implied. Exposure to limiting values for extended periods may affect device reliability. | |
| Application information | |
| Where application information is given, it is advisory and does not form part of the specification. | |

LIFE SUPPORT APPLICATIONS

These products are not designed for use in life support appliances, devices, or systems where malfunction of these products can reasonably be expected to result in personal injury. Philips customers using or selling these products for use in such applications do so at their own risk and agree to fully indemnify Philips for any damages resulting from such improper use or sale.

Silicon temperature sensors

KTY81-2 series

NOTES

Silicon temperature sensors

KTY81-2 series

NOTES

Philips Semiconductors – a worldwide company

Argentina: see South America

Australia: 34 Waterloo Road, NORTH RYDE, NSW 2113,
Tel. +61 2 9805 4455, Fax. +61 2 9805 4466

Austria: Computerstr. 6, A-1101 WIEN, P.O. Box 213,
Tel. +43 1 60 101, Fax. +43 1 60 101 1210

Belarus: Hotel Minsk Business Center, Bld. 3, r. 1211, Volodarski Str. 6,
220050 MINSK, Tel. +375 172 200 733, Fax. +375 172 200 773

Belgium: see The Netherlands

Brazil: see South America

Bulgaria: Philips Bulgaria Ltd., Energoproject, 15th floor,
51 James Bourchier Blvd., 1407 SOFIA,
Tel. +359 2 689 211, Fax. +359 2 689 102

Canada: PHILIPS SEMICONDUCTORS/COMPONENTS,
Tel. +1 800 234 7381

China/Hong Kong: 501 Hong Kong Industrial Technology Centre,
72 Tat Chee Avenue, Kowloon Tong, HONG KONG,
Tel. +852 2319 7888, Fax. +852 2319 7700

Colombia: see South America

Czech Republic: see Austria

Denmark: Prags Boulevard 80, PB 1919, DK-2300 COPENHAGEN S,
Tel. +45 32 88 2636, Fax. +45 31 57 1949

Finland: Sinikalliontie 3, FIN-02630 ESPOO,
Tel. +358 9 615800, Fax. +358 9 61580/xxx

France: 4 Rue du Port-aux-Vins, BP317, 92156 SURESNES Cedex,
Tel. +33 1 40 99 6161, Fax. +33 1 40 99 6427

Germany: Hammerbrookstraße 69, D-20097 HAMBURG,
Tel. +49 40 23 53 60, Fax. +49 40 23 536 300

Greece: No. 15, 25th March Street, GR 17778 TAVROS/ATHENS,
Tel. +30 1 4894 339/239, Fax. +30 1 4814 240

Hungary: see Austria

India: Philips INDIA Ltd, Shivsagar Estate, A Block, Dr. Annie Besant Rd.
Worli, MUMBAI 400 018, Tel. +91 22 4938 541, Fax. +91 22 4938 722

Indonesia: see Singapore

Ireland: Newstead, Clonskeagh, DUBLIN 14,
Tel. +353 1 7640 000, Fax. +353 1 7640 200

Israel: RAPAC Electronics, 7 Kehilat Saloniki St, TEL AVIV 61180,
Tel. +972 3 645 0444, Fax. +972 3 649 1007

Italy: PHILIPS SEMICONDUCTORS, Piazza IV Novembre 3,
20124 MILANO, Tel. +39 2 6752 2531, Fax. +39 2 6752 2557

Japan: Philips Bldg 13-37, Kohnan 2-chome, Minato-ku, TOKYO 108,
Tel. +81 3 3740 5130, Fax. +81 3 3740 5077

Korea: Philips House, 260-199 Itaewon-dong, Yongsan-ku, SEOUL,
Tel. +82 2 709 1412, Fax. +82 2 709 1415

Malaysia: No. 76 Jalan Universiti, 46200 PETALING JAYA, SELANGOR,
Tel. +60 3 750 5214, Fax. +60 3 757 4880

Mexico: 5900 Gateway East, Suite 200, EL PASO, TEXAS 79905,
Tel. +9-5 800 234 7381

Middle East: see Italy

Netherlands: Postbus 90050, 5600 PB EINDHOVEN, Bldg. VB,
Tel. +31 40 27 82785, Fax. +31 40 27 88399

New Zealand: 2 Wagener Place, C.P.O. Box 1041, AUCKLAND,
Tel. +64 9 849 4160, Fax. +64 9 849 7811

Norway: Box 1, Manglerud 0612, OSLO,
Tel. +47 22 74 8000, Fax. +47 22 74 8341

Philippines: Philips Semiconductors Philippines Inc.,
106 Valero St. Salcedo Village, P.O. Box 2108 MCC, MAKATI,
Metro MANILA, Tel. +63 2 816 6380, Fax. +63 2 817 3474

Poland: Ul. Lukiska 10, PL 04-123 WARSZAWA,
Tel. +48 22 612 2831, Fax. +48 22 612 2327

Portugal: see Spain

Romania: see Italy

Russia: Philips Russia, Ul. Usatcheva 35A, 119048 MOSCOW,
Tel. +7 095 247 9145, Fax. +7 095 247 9144

Singapore: Lorong 1, Toa Payoh, SINGAPORE 1231,
Tel. +65 350 2538, Fax. +65 251 6500

Slovakia: see Austria

Slovenia: see Italy

South Africa: S.A. PHILIPS Pty Ltd., 195-215 Main Road Martindale,
2092 JOHANNESBURG, P.O. Box 7430 Johannesburg 2000,
Tel. +27 11 470 5911, Fax. +27 11 470 5494

South America: Rua do Rocio 220, 5th floor, Suite 51,
04552-903 São Paulo, SÃO PAULO - SP, Brazil,
Tel. +55 11 821 2333, Fax. +55 11 829 1849

Spain: Balmes 22, 08007 BARCELONA,
Tel. +34 3 301 6312, Fax. +34 3 301 4107

Sweden: Kottbygatan 7, Akalla, S-16485 STOCKHOLM,
Tel. +46 8 632 2000, Fax. +46 8 632 2745

Switzerland: Allmendstrasse 140, CH-8027 ZÜRICH,
Tel. +41 1 488 2686, Fax. +41 1 481 7730

Taiwan: PHILIPS TAIWAN Ltd., 23-30F, 66,
Chung Hsiao West Road, Sec. 1, P.O. Box 22978,
TAIPEI 100, Tel. +886 2 382 4443, Fax. +886 2 382 4444

Thailand: PHILIPS ELECTRONICS (THAILAND) Ltd.,
209/2 Sanpavuth-Bangna Road Prakanong, BANGKOK 10260,
Tel. +66 2 745 4090, Fax. +66 2 398 0793

Turkey: Talatpasa Cad. No. 5, 80640 GÜLTEPE/ISTANBUL,
Tel. +90 212 279 2770, Fax. +90 212 282 6707

Ukraine: PHILIPS UKRAINE, 4 Patrice Lumumba str., Building B, Floor 7,
252042 KIEV, Tel. +380 44 264 2776, Fax. +380 44 268 0461

United Kingdom: Philips Semiconductors Ltd., 276 Bath Road, Hayes,
MIDDLESEX UB3 5BX, Tel. +44 181 730 5000, Fax. +44 181 754 8421

United States: 811 East Arques Avenue, SUNNYVALE, CA 94088-3409,
Tel. +1 800 234 7381

Uruguay: see South America

Vietnam: see Singapore

Yugoslavia: PHILIPS, Trg N. Pasica 5/v, 11000 BEOGRAD,
Tel. +381 11 625 344, Fax. +381 11 635 777

For all other countries apply to: Philips Semiconductors, Marketing & Sales Communications,
Building BE-p, P.O. Box 218, 5600 MD EINDHOVEN, The Netherlands, Fax. +31 40 27 24825

Internet: <http://www.semiconductors.philips.com>

© Philips Electronics N.V. 1996

SCA52

All rights are reserved. Reproduction in whole or in part is prohibited without the prior written consent of the copyright owner.

The information presented in this document does not form part of any quotation or contract, is believed to be accurate and reliable and may be changed without notice. No liability will be accepted by the publisher for any consequence of its use. Publication thereof does not convey nor imply any license under patent- or other industrial or intellectual property rights.

Printed in The Netherlands

115106/00/03/pp16

Date of release: 1998 Mar 26

Document order number: 9397 750 03623

Let's make things better.

Philips
Semiconductors



PHILIPS