



RMK — 408 N — 508 N — 48 N — 816 N — 914 N

standard resistor network chips

— thin film technology **ULTRAFILM®**

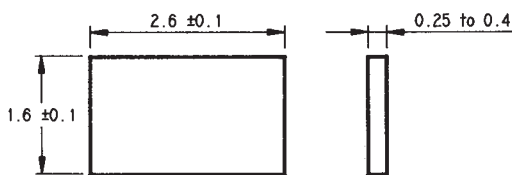


Manufactured in ULTRAFILM® technology, these resistor network chips have a high level of integration, wide ohmic value range, very low temperature coefficient which are unequalled on the market today.

Laser trimming can provide excellent precision.

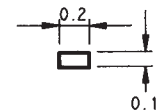
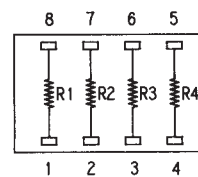
- **HIGH PRECISION TOLERANCES** from $\pm 0,05\%$ to $\pm 0,1\%$
- **TOLERANCE RATIO** up to 0,01 %
- **VERY LOW TEMPERATURE COEFFICIENT** ± 10 ppm/°C max.
- **T.C.R. TRACKING** ± 1 ppm typical
- **EXCELLENT STABILITY** <300 ppm after 2000 hrs Pn at +70°C

DIMENSIONS

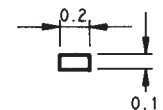
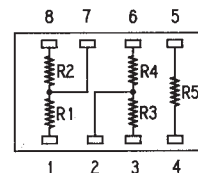
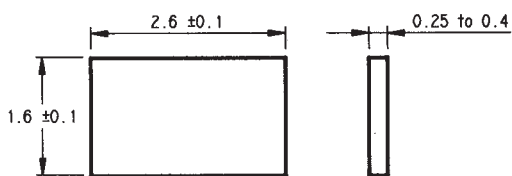


RMK 408N

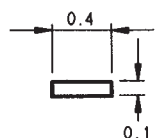
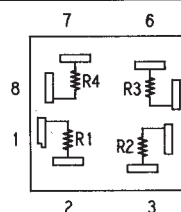
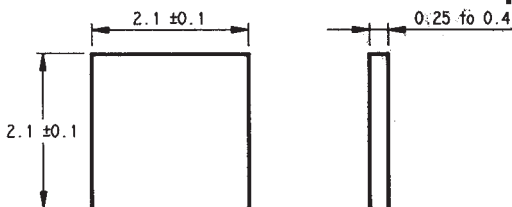
ELECTRICAL DIAGRAM



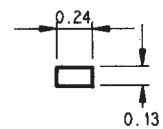
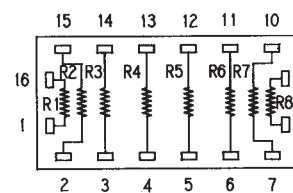
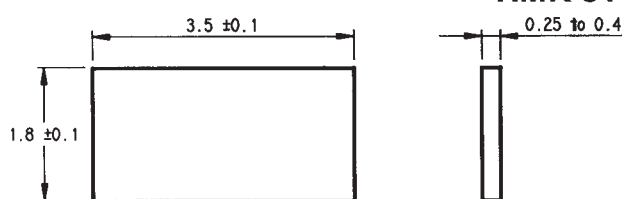
RMK 508N



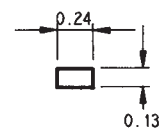
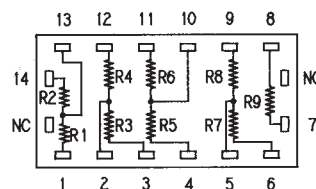
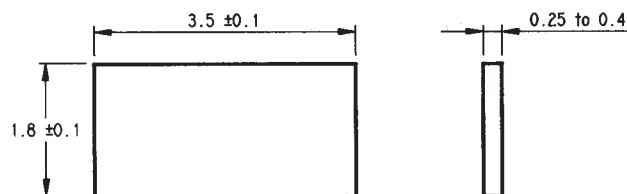
RMK 48N



RMK 816N



RMK 914N



Dimensions in mm.

LAYOUT

Technical specifications showing layout of the resistor and interconnection pads are available on request.

SPECIFICATIONS

MECHANICAL

FILM... nickel chromium
 PASSIVATION... Si₃N₄
 TERMINATIONS... aluminium

ENVIRONMENTAL

TEMPERATURE RANGE... -55°C to +155°C
 For 200°C operations,
 please consult SFERNICE

ELECTRICAL

Table 1

SERIES		RMK 408N	RMK 508N	RMK 48N	RMK 816N	RMK 914N
POWER RATING PER CHIP (0 W at + 155°C)	at +70°C	250 mW	250 mW	125 mW	250 mW	250 mW
	at +125°C	125 mW	125 mW	50 mW	125 mW	125 mW
OHMIC VALUE R ₁ to R _n		1 kΩ - 2 kΩ - 5 kΩ - 10 kΩ - 20 kΩ - 50 kΩ - 100 kΩ - 200 kΩ other values on request				
TOLERANCE	ABSOLUTE	±0,1% - ±0,05%				
	RATIO	0,05% - 0,02% - 0,01%				
TEMPERATURE COEFFICIENT OF RESISTANCE	NOMINAL	±10 ppm/°C max.				
	from -55°C to +125°C	±10 ppm/°C max.				
	from 0°C to + 70°C	± 5 ppm/°C max.				
TRACKING -55°C + 125°C		1 ppm/°C typical 2 ppm/°C max.				
LIMITING ELEMENT VOLTAGE		100 V				
LOAD STABILITY		P _n at +70°C/2000 hours ±0,03% typical ±0,05% max.				

TOLERANCE AND TOLERANCE RATIO

Table 2

Absolute tolerance	Tolerance ratio
±0,1%	0,05%
±0,05%	0,02% standard or 0,01% on request

ORDERING PROCEDURE

SERIES	VERSION	FILM	VALUE R ₁ to R _n	ABSOLUTE TOLERANCE	TOLERANCE RATIO
RMK	48	N	2 kΩ	±0,1%	0,05%
	408 508 48 816 914		1 kΩ - 2 kΩ 5 kΩ - 10 kΩ 20 kΩ - 50 kΩ 100 kΩ - 200 kΩ	±0,1% ±0,05%	0,05% 0,02% 0,01%



VISHAY S.A.
 International Department
 199, Boulevard de la Madeleine
 B.P. 1159
 F 06003 NICE CEDEX 1
 Tel. : (33) 04 93 37 27 27
 Fax. : (33) 04 93 37 27 26