


## Surface Mount Inductor



### FEATURES

- Low profile 0.047" [1.19mm] maximum thickness.
- Self shielding.
- Surface mountable.
- High Q for high efficiency.
- Excellent energy storage.
- Monolithic, ferrite construction.
- Terminals designed for maximum trace EMI and compact circuit design.
- 1500 pieces, 7" reel.
- Patents obtained.

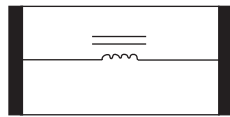
### APPLICATIONS

Low profile DC/DC converters.  
 Type I PCMCIA.  
 Hand held electronics.  
 Flat panel displays.

### ELECTRICAL SPECIFICATIONS

**Inductance Range:** 4.7 $\mu$ H to 10 $\mu$ H.  
**Inductance Tolerance:**  $\pm$  20%.  
**Temperature Range:** - 40°C to + 85°C.

### SCHEMATIC

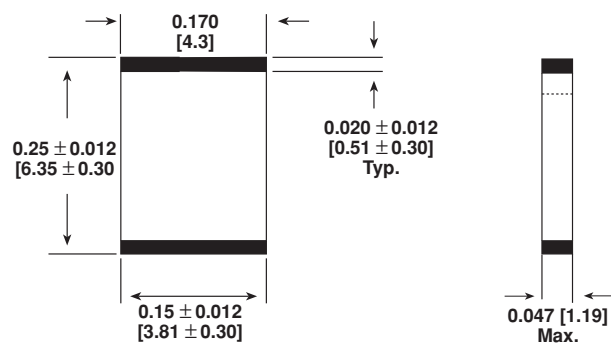


### STANDARD ELECTRICAL SPECIFICATIONS

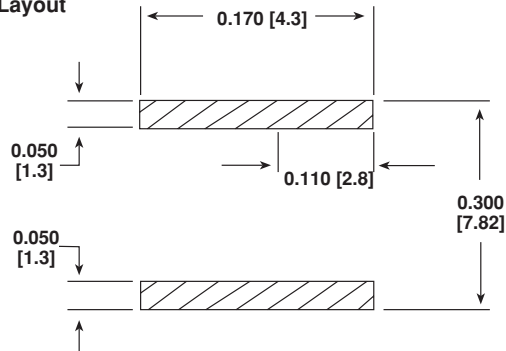
MODEL	IND. ( $\mu$ H) $\pm$ 20% @ 1MHz w/ 300mADC	Q @ 1MHz/7MHz (Min.)	SELF RESONANT FREQ. MIN. (MHz)	DCR MAX. (Ohms)	RATED DC CURRENT (mA)
ILS-2515-01	4.7	25/55	20	0.58	500
ILS-2515-02	10.0	25/50	15	0.95	500

### DIMENSIONS [in inches millimeters]

#### Dimensional Outline



#### Pad Layout



### DESCRIPTION

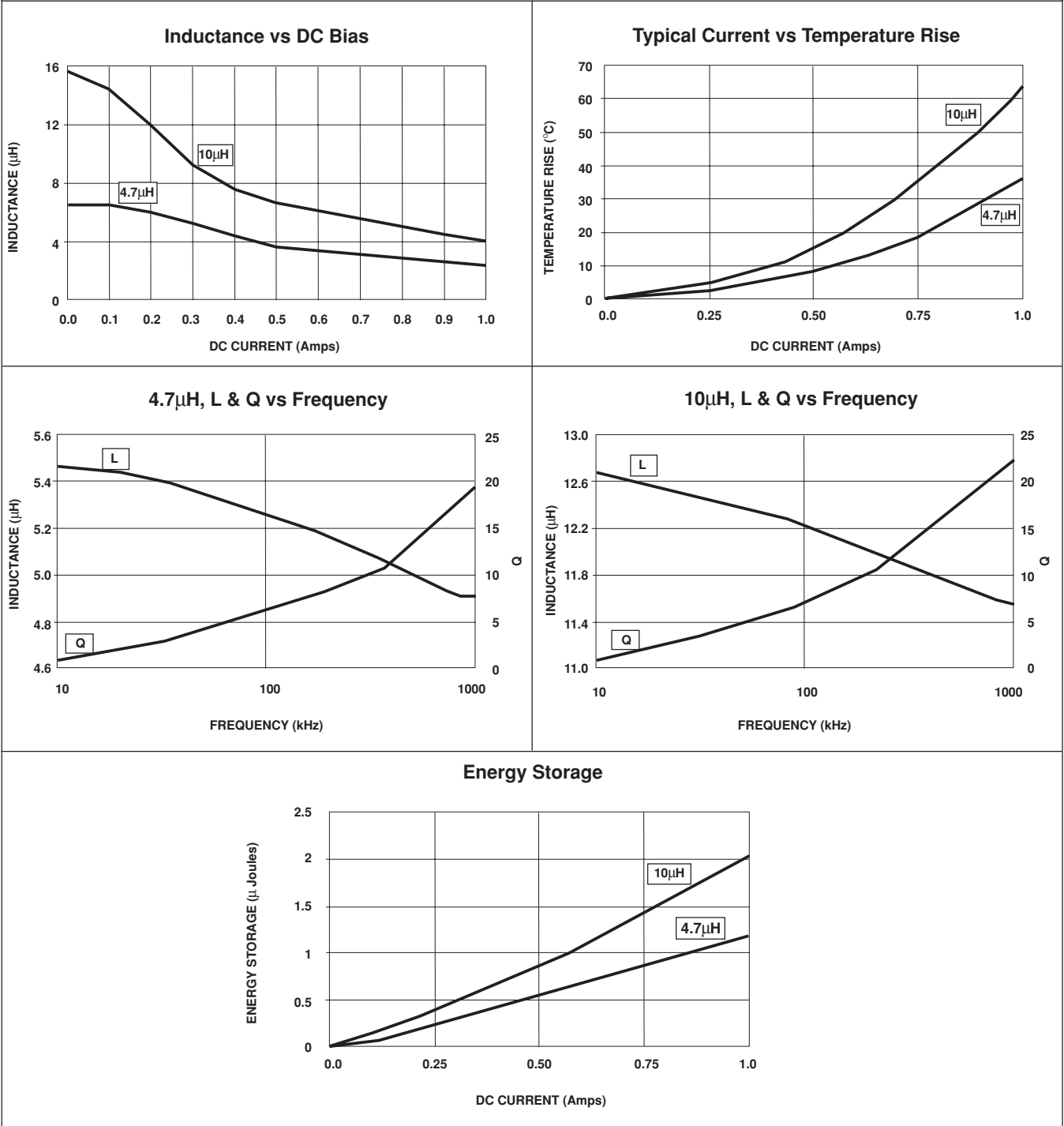
ILS-2515 MODEL	10 $\mu$ H INDUCTANCE VALUE - 01 (4.7 $\mu$ H) - 02 (10 $\mu$ H)	$\pm$ 20% INDUCTANCE TOLERANCE
-------------------	---	--------------------------------------

### SAP PART NUMBERING GUIDELINES (INTERNAL)



See the end of this data book for conversion tables

**PERFORMANCE GRAPHS**



**PACKAGING OPTIONS**

- Tape and Reel:  
 Embossed plastic carrier tape.  
 Per EIA481-1.  
 1500 pieces on a 7" reel.