



LA1150N

FM IF Amplifier for Car Radio

Functions

- 3 stage differential IF amplifier.
- Differential peak detector.

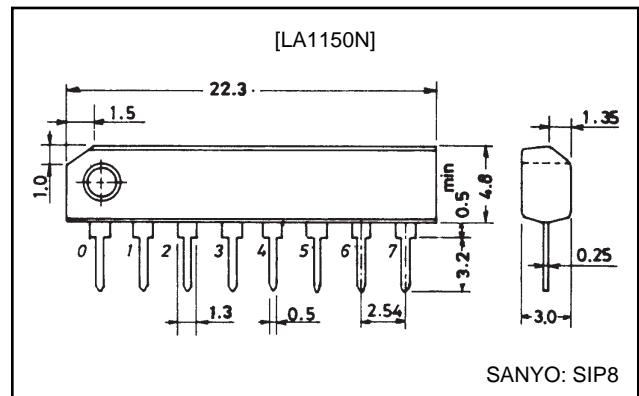
Features

- Easy adjustment.
- Large output voltage.
- Good limiter characteristic.
- Wide operating voltage.
- Low distortion.
- Fewer peripheral parts.
- Excellent AM rejection ratio.

Package Dimensions

unit: mm

3060-SIP8



Specifications

Maximum Ratings at Ta=25°C

Parameter	Symbol	Conditions	Ratings	Unit
Maximum supply voltage	V _{CC} max		16	V
Input voltage	V _{IN}		0.7	mVrms
Allowable power dissipation	P _d max		*400	mW
Operating temperature	T _{opr}		-20 to +80	°C
Storage temperature	T _{stg}		-40 to +125	°C

* Derate 4mW/°C above Ta=25°C

Operating Condition at Ta=25°C

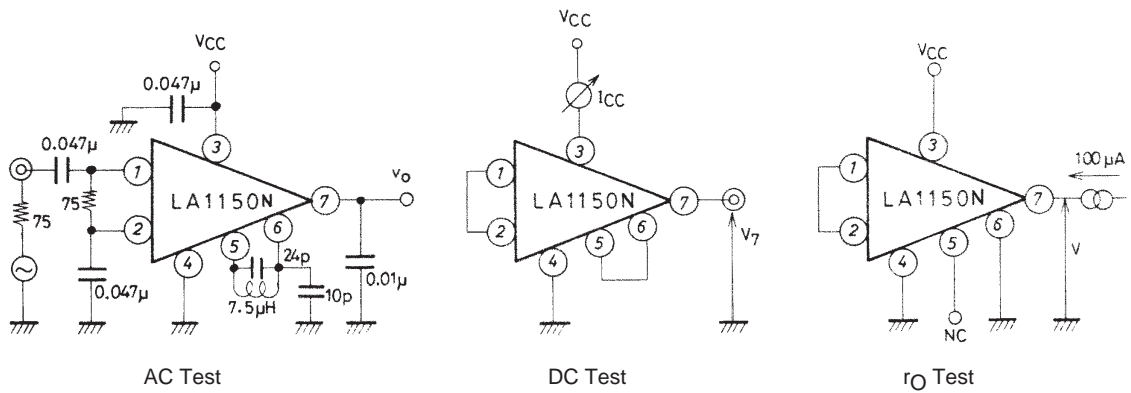
Parameter	Symbol	Conditions	Ratings	Unit
Recommended supply voltage	V _{CC}		12	V

Operating Characteristics at Ta=25°C, V_{CC}=12V, f=10.7MHz, f_M=400Hz 100% mod.

Parameter	Symbol	Conditions	Ratings			Unit
			min	typ	max	
Current dissipation	I _{CC}		8	12	15	mA
DC voltage at pin 7	V ₇		3.7	4.4	5.2	V
Demodulated output	V _O	V _{IN} =80dBμV	400	500	600	mVrms
Input limiting voltage	V _{IN(lim)}	-3dB limiting		50	55	dBμV
Total harmonic distortion	THD	V _{IN} =80dBμV		0.2	0.3	%
Signal to noise ratio	S/N	V _{IN} =80dBμV	70	80		dB
AM rejection ratio	AMR	AM 1kHz 30% mod	47	53		dB
Output resistance	r _O	f=400Hz	6.2	7.7	9.5	kΩ

LA1150N

Test Circuit



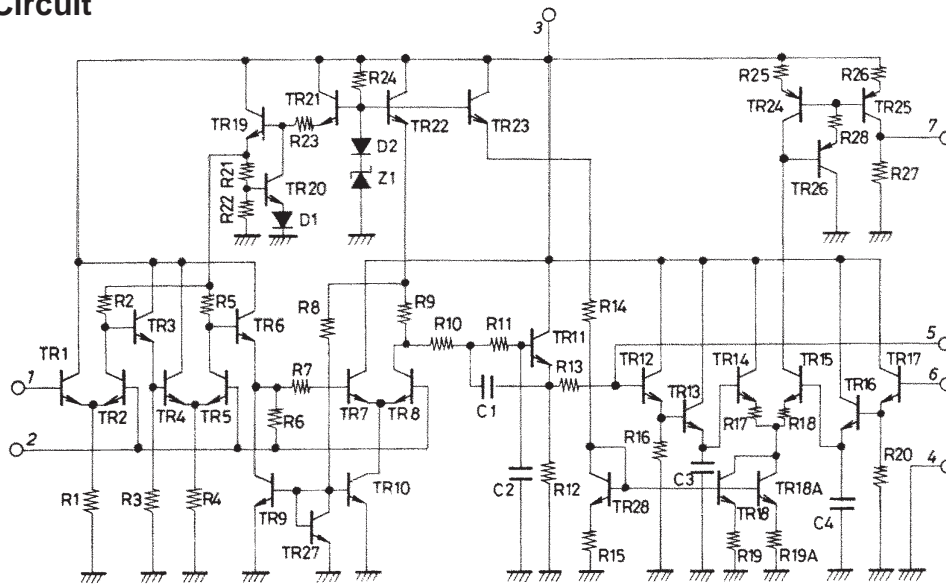
AC Test

DC Test

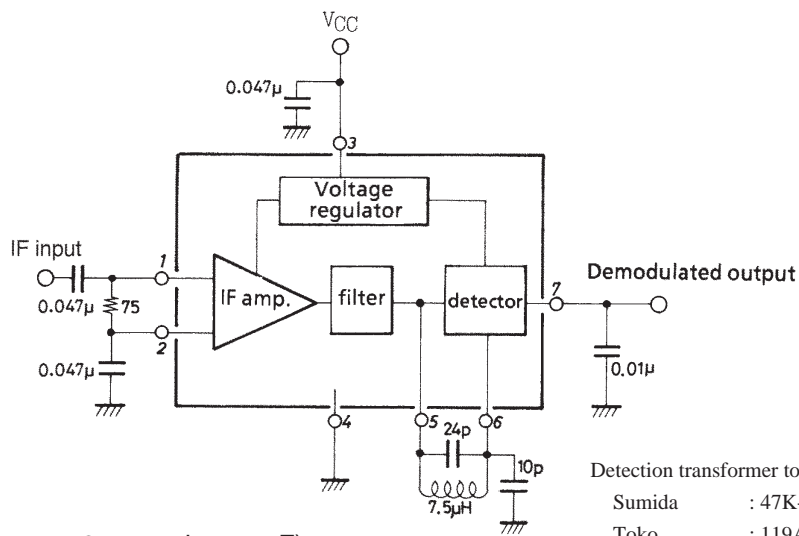
r_O Test

Unit (resistance : Ω , capacitance : F)

Equivalent Circuit



Sample Application Circuit



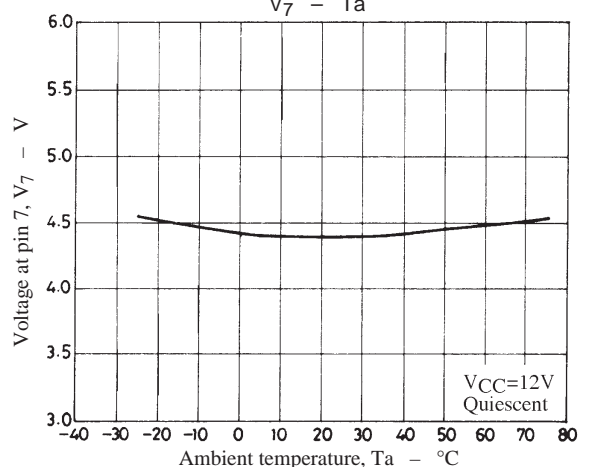
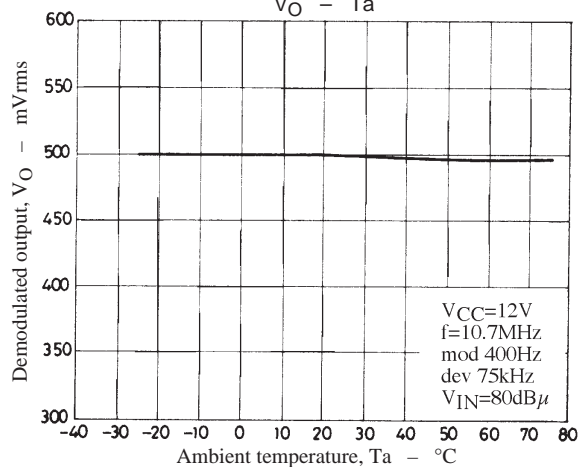
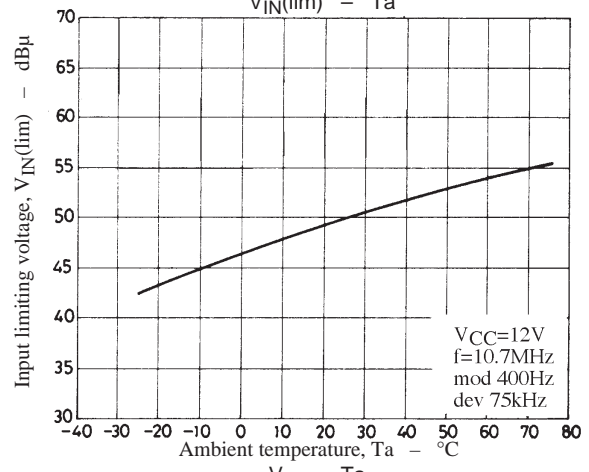
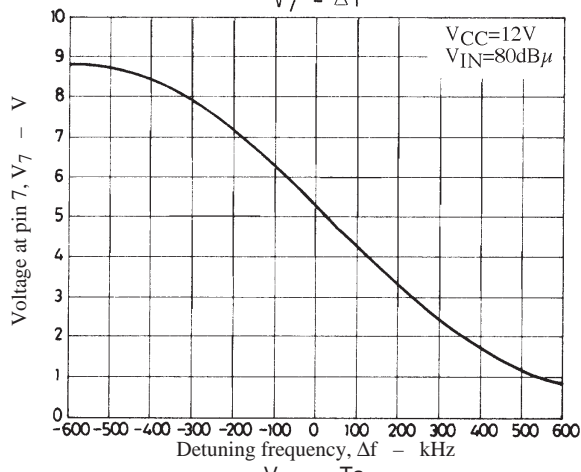
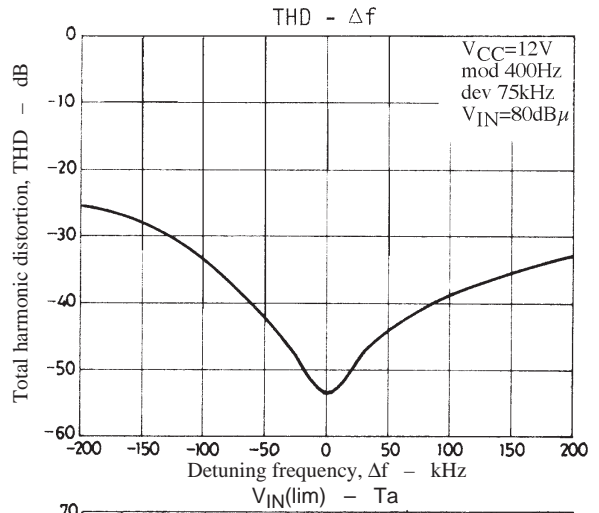
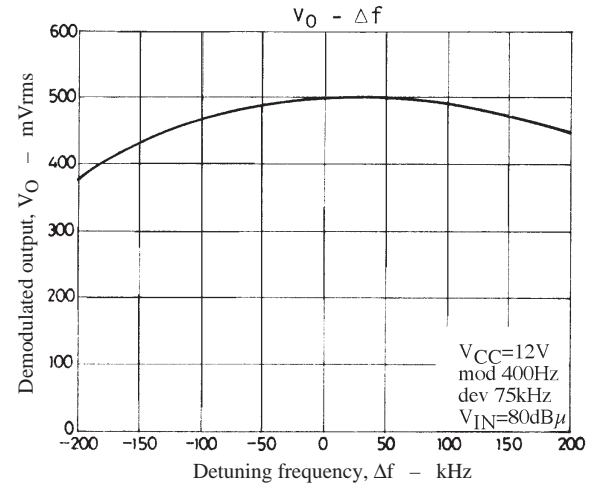
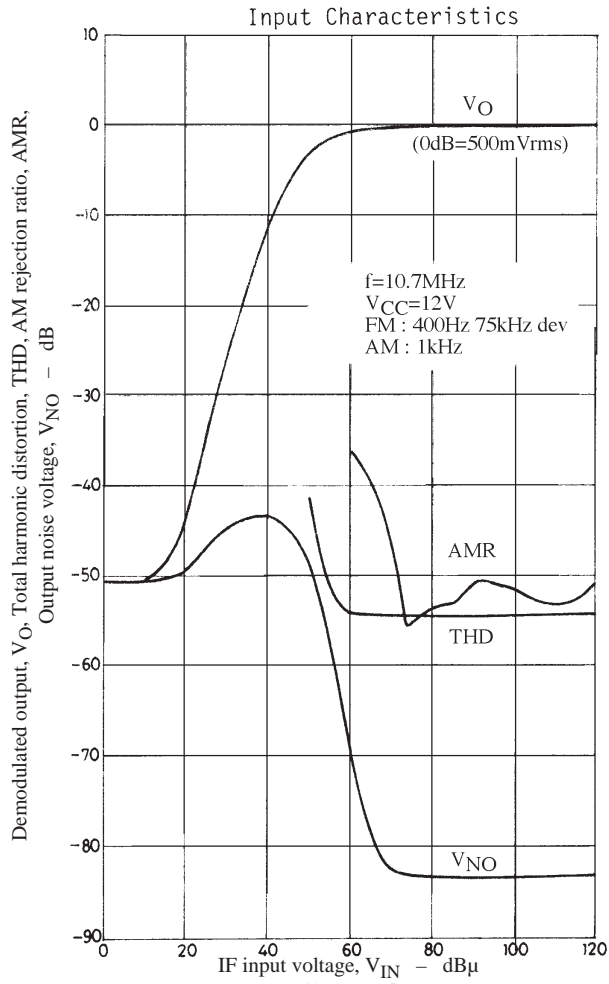
Unit (resistance : Ω , capacitance : F)

Detection transformer to be used with LA1150

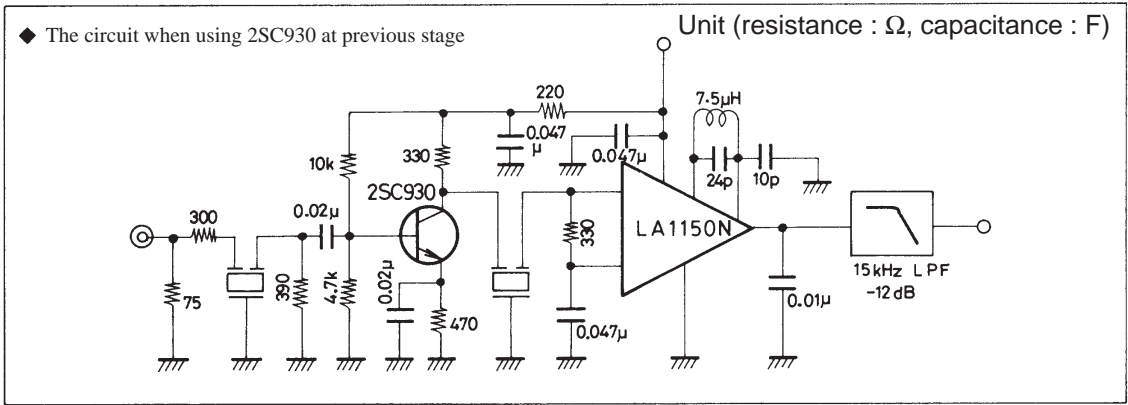
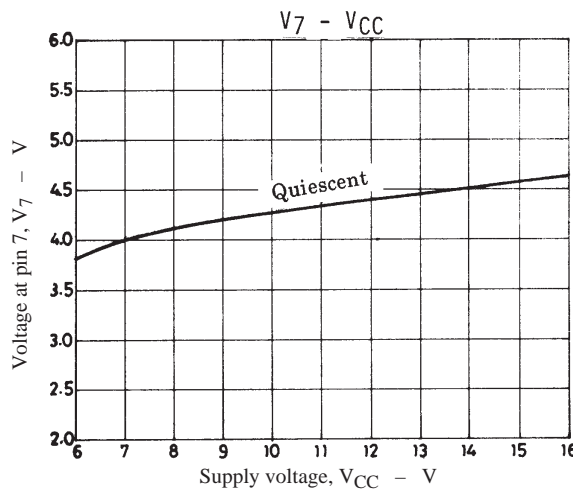
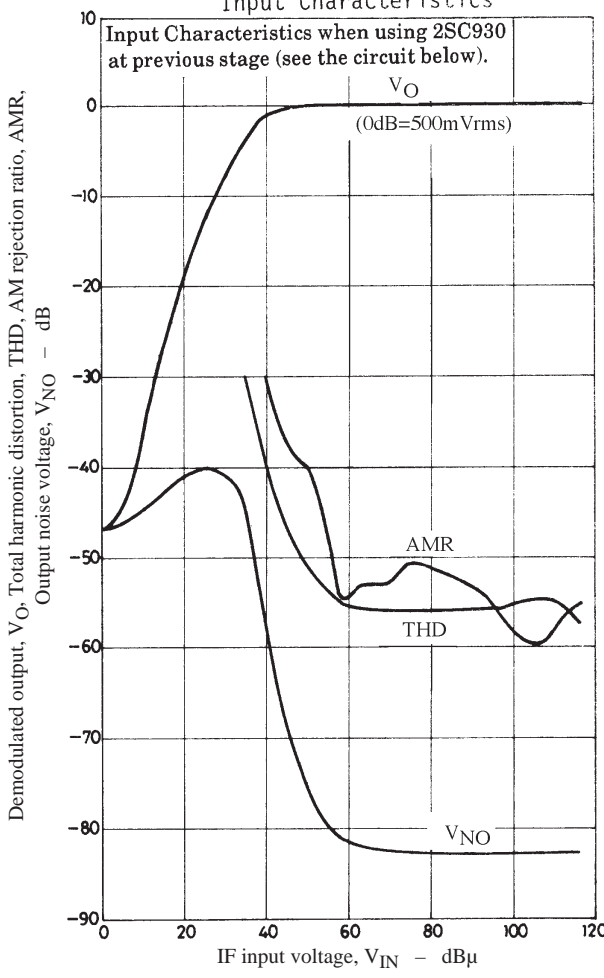
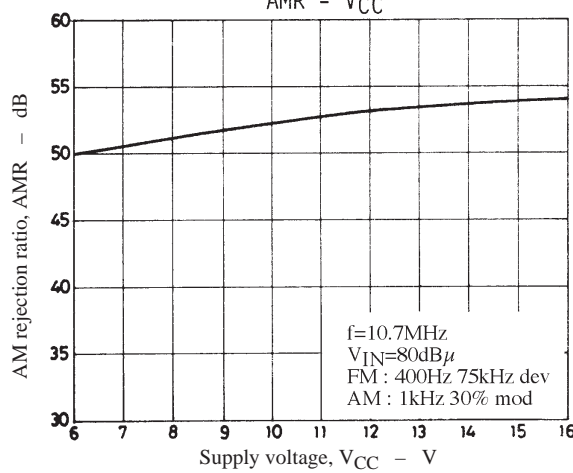
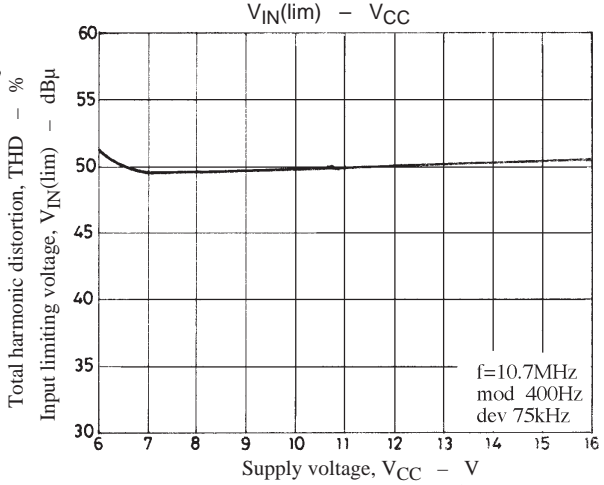
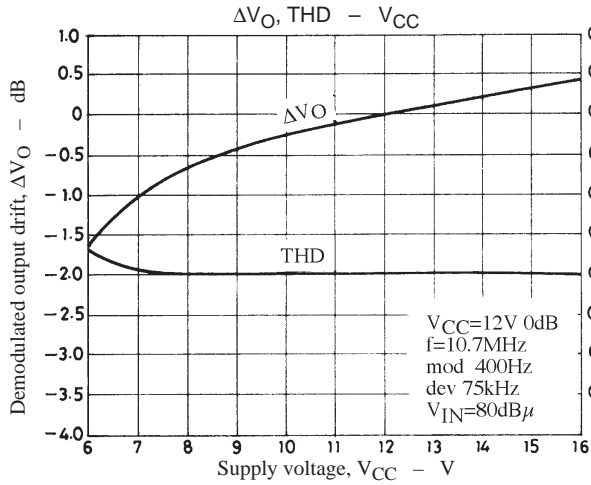
Sumida : 47K-074-003, 44M-052-1440

Toko : 119AN-13922Z, 199CN-10504Z

Sankyo Musen : DC-10, DC-7



LA1150N



- No products described or contained herein are intended for use in surgical implants, life-support systems, aerospace equipment, nuclear power control systems, vehicles, disaster/crime-prevention equipment and the like, the failure of which may directly or indirectly cause injury, death or property loss.
- Anyone purchasing any products described or contained herein for an above-mentioned use shall:
 - ① Accept full responsibility and indemnify and defend SANYO ELECTRIC CO., LTD., its affiliates, subsidiaries and distributors and all their officers and employees, jointly and severally, against any and all claims and litigation and all damages, cost and expenses associated with such use:
 - ② Not impose any responsibility for any fault or negligence which may be cited in any such claim or litigation on SANYO ELECTRIC CO., LTD., its affiliates, subsidiaries and distributors or any of their officers and employees jointly or severally.
- Information (including circuit diagrams and circuit parameters) herein is for example only; it is not guaranteed for volume production. SANYO believes information herein is accurate and reliable, but no guarantees are made or implied regarding its use or any infringements of intellectual property rights or other rights of third parties.

This catalog provides information as of September, 1997. Specifications and information herein are subject to change without notice.