

KA-3528PWC

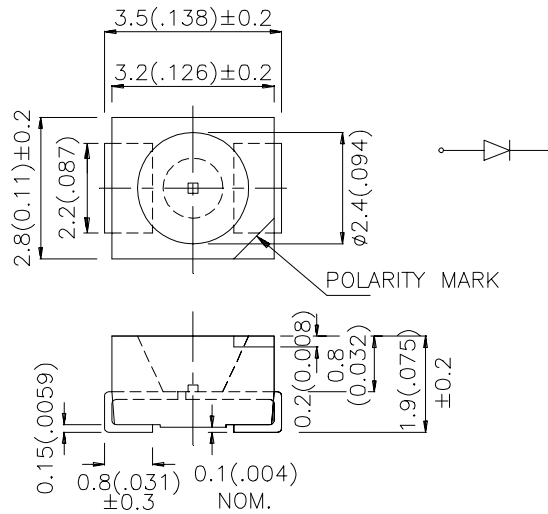
Features

- SINGLE COLOR.
- SUITABLE FOR ALL SMT ASSEMBLY AND SOLDER PROCESS.
- AVAILABLE ON TAPE AND REEL.
- IDEAL FOR BACKLIGHTING.
- PACKAGE :1500PCS / REEL.

Description

The blue source color devices are made with InGaN on SiC Light Emitting Diode.

Package Dimensions



Notes:

1. All dimensions are in millimeters (inches).
2. Tolerance is $\pm 0.25(0.01)$ " unless otherwise noted.
3. Lead spacing is measured where the lead emerge package.
4. Specifications are subject to change without notice.

Selection Guide

Part No.	Dice	Lens Type	Iv (mcd) @ 20 mA		Viewing Angle
			Min.	Typ.	2θ1/2
KA-3528PWC	WHITE (InGaN)	WATER CLEAR	70	150	120°

Note:

1. θ1/2 is the angle from optical centerline where the luminous intensity is 1/2 the optical centerline value.

Electrical / Optical Characteristics at T_A=25°C

Symbol	Parameter	Device	Typ.	Max.	Units	Test Conditions
V _F	Forward Voltage	White	3.7	4.0	V	IF=20mA
I _R	Reverse Current	White		10	uA	VR = 5V
X	Chromaticity Coordinates	White	0.34			
Y			0.36			
C	Capacitance	White	110		pF	VF=0V,f=1MHz

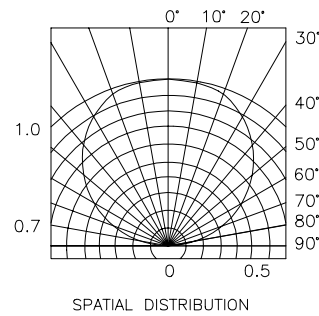
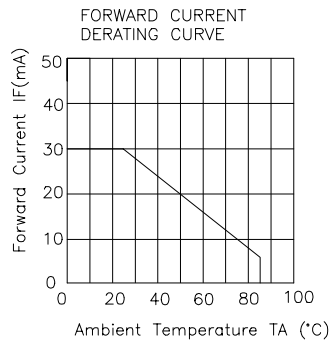
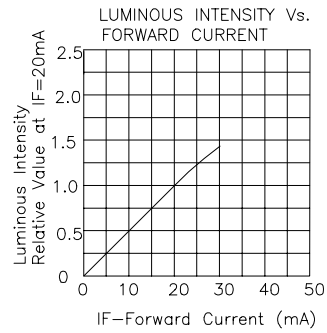
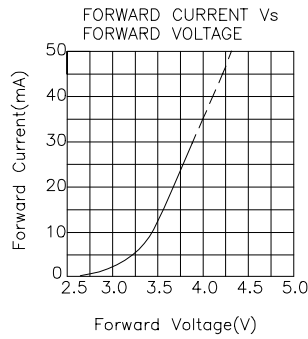
Absolute Maximum Ratings at T_A=25°C

Parameter	White	Units
Power dissipation	102	mW
DC Forward Current	30	mA
Peak Forward Current [1]	150	mA
Reverse Voltage	5	V
Operating Temperature	-40 °C To + 85 °C	
Storage Temperature	-40 °C To + 85 °C	

Note:

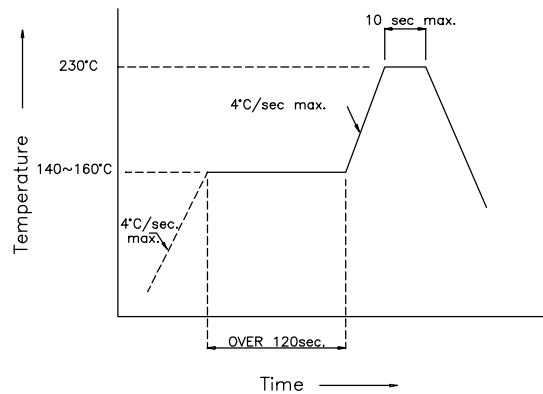
1. 1/10 Duty Cycle, 0.1ms Pulse Width.

White KA-3528PWC

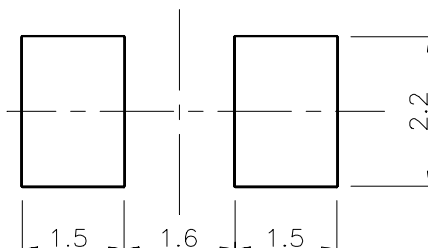


KA-3528PWC SMT Reflow Soldering Instruction

Number of reflow process shall be less than 2 times and cooling process to normal temperature is required between first and second soldering process.



Recommended Soldering Pattern (Units : mm)



Tape Specifications (Units : mm)

