

PRELIMINARY SPEC

Part Number: TA30-11GWA

Green

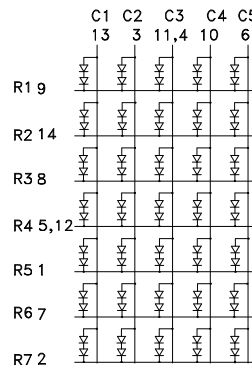
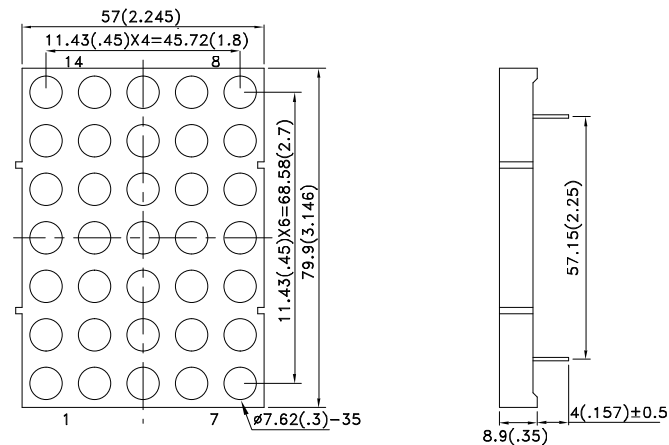
Features

- 3.0 INCH MATRIX HEIGHT.
- DOT SIZE 7.62mm.
- STACKABLE VERTICALLY AND HORIZONTALLY.
- COMPATIBLE WITH ASCII AND EBCDIC CODES.
- COLUMN ANODE.
- EASY MOUNTING ON P.C. BOARDS OR SOCKETS.
- MECHANICALLY RUGGED.
- STANDARD : GRAY FACE, WHITE DOT.
- RoHS COMPLIANT.

Description

The Green source color devices are made with Gallium Phosphide Green Light Emitting Diode.

Package Dimensions & Internal Circuit Diagram



Notes:

1. All dimensions are in millimeters (inches), Tolerance is $\pm 0.25(0.01)$ unless otherwise noted.
2. Specifications are subject to change without notice.



Selection Guide

Part No.	Dice	Lens Type	Iv (ucd) [1] @ 10mA		Description
			Min.	Typ.	
TA30-11GWA	Green (GaP)	WHITE DIFFUSED	12000	56100	Column Anode

Note:

1. Luminous intensity/ luminous Flux: +/-15%.

Electrical / Optical Characteristics at TA=25°C

Symbol	Parameter	Device	Typ.	Max.	Units	Test Conditions
λ_{peak}	Peak Wavelength	Green	565		nm	I _F =20mA
λ_D [1]	Dominant Wavelength	Green	568		nm	I _F =20mA
$\Delta\lambda_{1/2}$	Spectral Line Half-width	Green	30		nm	I _F =20mA
C	Capacitance (Per Chip)	Green	15		pF	V _F =0V;f=1MHz
V _F [2]	Forward Voltage (Per Dot)	Green	4.4	5.0	V	I _F =20mA
I _R	Reverse Current (Per Dot)	Green		10	uA	V _R =10V

Notes:

1. Wavelength: +/-1nm.
2. Forward Voltage: +/-0.1V.

Absolute Maximum Ratings at TA=25°C

Parameter	Green	Units
Power dissipation (Per Dot)	125	mW
DC Forward Current (Per Dot)	25	mA
Peak Forward Current [1] (Per Dot)	140	mA
Reverse Voltage (Per Dot)	10	V
Operating / Storage Temperature	-40°C To +85°C	
Lead Solder Temperature[2]	260°C For 3-5 Seconds	

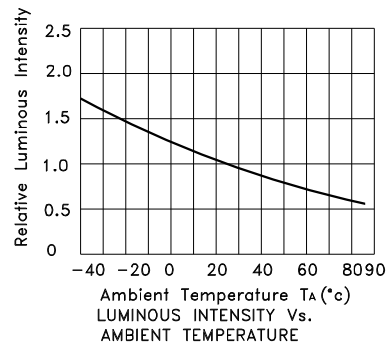
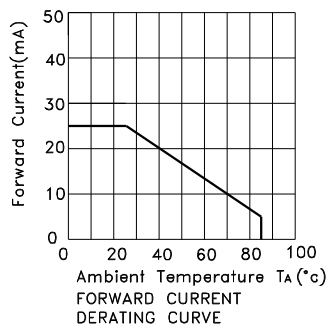
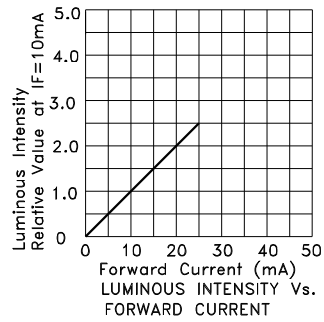
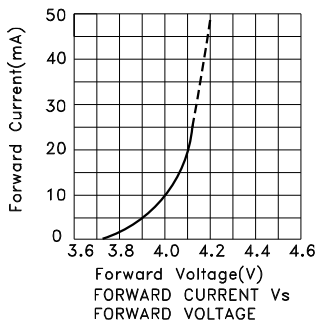
Notes:

1. 1/10 Duty Cycle, 0.1ms Pulse Width.
2. 2mm below package base.



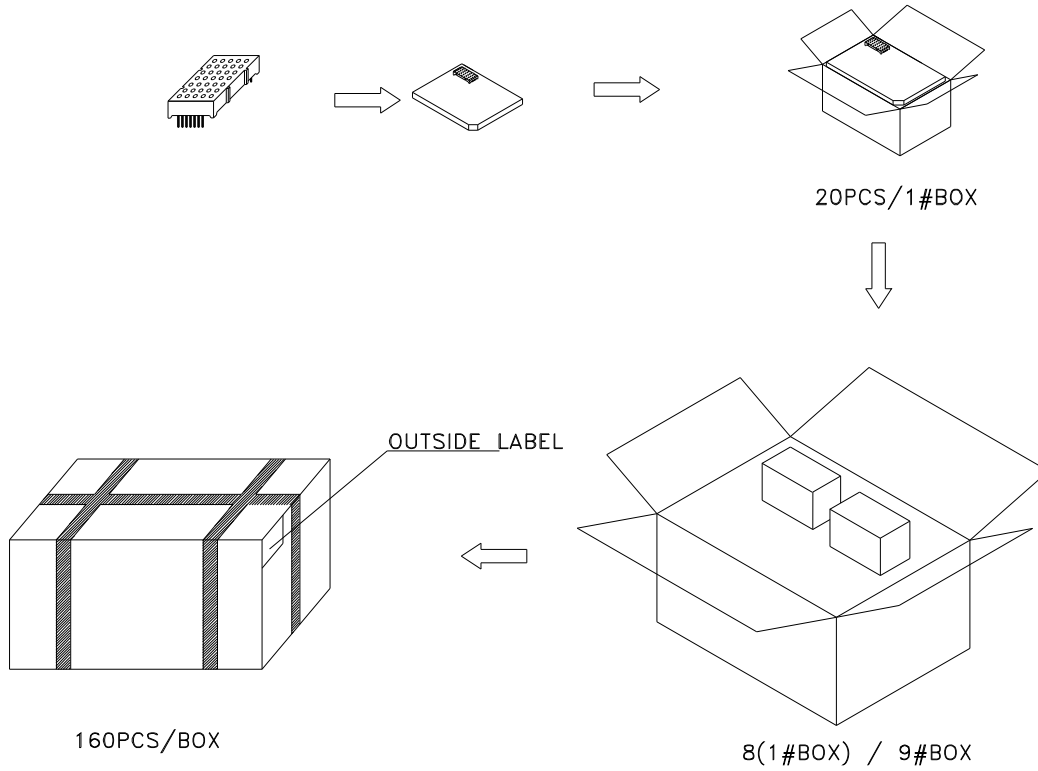
Green

TA30-11GWA

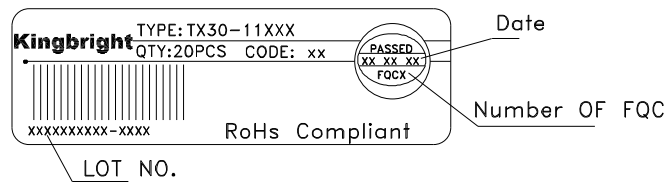


PACKING & LABEL SPECIFICATIONS

TA30-11GWA



Inside LABEL Paste On The IC-tube



Outside LABEL Paste On The Box

