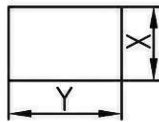
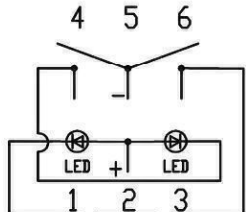
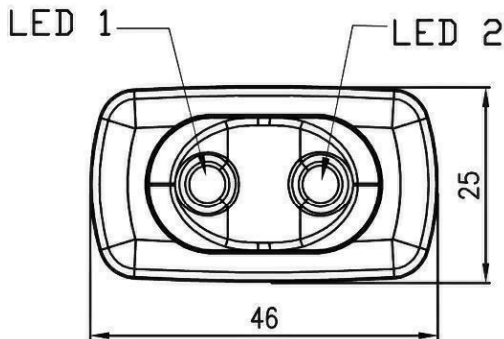


Rating	21A 14VDC	Mounting Hole		Circuit Diagram
Contact Resistance	50m ohm Max.			
Insulation Resistance	DC 500V 100M ohm Min.			
Dielectric Strength	AC 1500V 1 minute			
Switch Function	4P SPDT ON-OFF-ON			
Operation Temperature	-20°C~85°C	Thickness	X	Y
		0.75~1.25	21.2+0.1	36.6+0.1
		1.25~2	21.2+0.1	36.8+0.1
		2~3	21.2+0.1	37.0+0.1



Material:

Frame: Black, Nylon#66

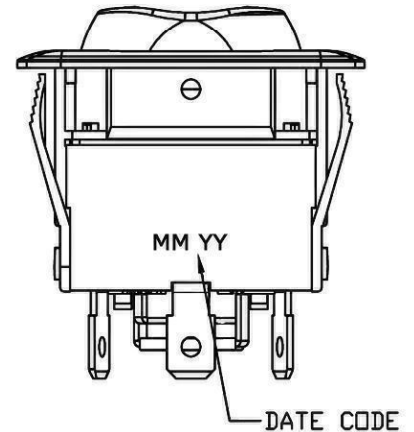
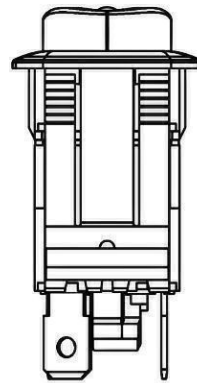
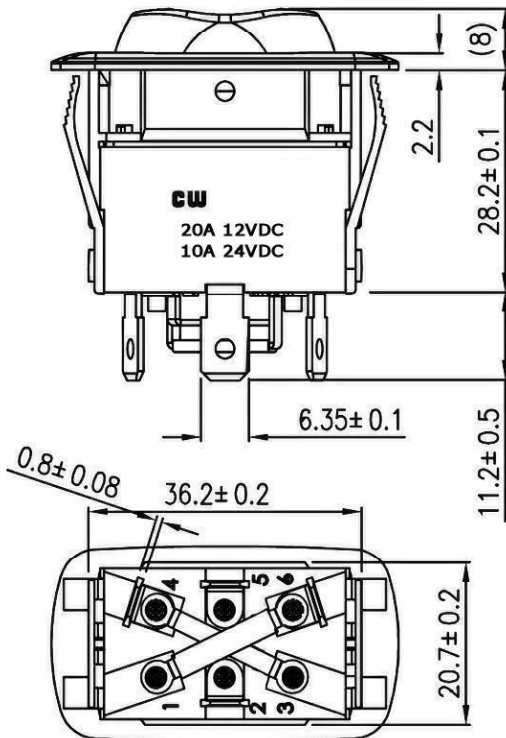
Actuator: Black, Nylon#66

LED 1: Green

LED 2: Red

Printed: None

Water proof and dust proof to fit IP-56



RoHS Compliant

1 SPDT Was SPST & Removed AC Ratings & added DC Ratings. 8/17/10

CW INDUSTRIES
Southampton, Pa. 18966
Tel 215.355.7080/www.cwind.com

Date Drawn: 5/18/10

Rev. 1

Unit: mm

Checked By: G. Guld

Title: **ROCKER SWITCH**

CW P/N: **GRB263D2BBGR2D1**