Technology to Inspire Innovation

JAE

Transportation

Series	IL-AG5	MX19	MX23A	MX31	MX34	MX36	MX37	MX39/MX45	MX44
Photo									
Pitch	2.5mm	2.5mm	2.5mm	Signal: 2.2mm Power: 3.2mm	2.2mm	2.5mm	2.2mm	2.2mm	3.5mm
Wire Size	AWG #22-18 AV,AVS,AVSS: 0.3 to 0.5mm^2 AVS, AVSS: 0.85mm^2	AWG #22-20 CAVS: 0.3 to 0.5mm^2 AVSS: 0.5mm^2	AWG #22-16 AVSS, AVS: 0.5 to 1.25mm^2	Signal: AWG #22-20 Power: AWG #22-16 Signal: AVS, AVSS, AVX 0.3 to 0.5mm^2 Power: AVS, AVSS AVX 0.3 to 1.25mm^2	AWG #22-20 AVSS: 0.3, 0.5mm^2 CHFUS: 0.22 to 0.35mm^2, 0.5 to 0.75mm^2 CAN SD: 0.35mm^2	AWG #20 AVSS 0.5, AVSS 0.5F, AVSSX 0.5f, TVSSX 0.5f	AWG #20 AVSS 0.5, AVSS 0.5F, AVSSX 0.5f, TVSSX 0.5f	AWG #28 Twin Ax	AWG #22-20 AVSS 0.3 to 0.5mm^2
Pin Count	1 row: 4,5,6, 7,10 2 rows: 14,16, 18,22,30	2, 4	12, 18, 26, 34, 36	Pin: 70,98,104,135 Socket: 31,34,35	3,5,7,12,16,20, 24,28,32,36,40	2, 4	4	4	2, 4, 6
Current Rating	3A	5A	3A	Signal: 2.2A Power: 5.7A	3A	3A	3A	500mA	3A
Operating Temperature	-40 ~ +85 ºC	-40 ~ +85 ºC	-40 ~ +125 ºC	-40 ~ +85 ºC	-40 ~ +85 ºC	-40 ~ +105 ºC	-40 ~ +105 ºC	-40 ~ +85 ºC	-40 ~ +125 ºC
Application	Cable to Cable/ Board to Cable	Cable to Cable	Board to Cable	Board to Cable	Board to Cable	Cable to Cable	Cable to Cable	Cable to Cable/ Board to Cable	Board to Cable
Features	Mechanical lock system enabling complete mating. Secondary lock mechanism to ensure correct terminal retention. Simplified crimp type termination.	Waterproof. Mechanical lock system. Grommet seal. Terminals have low insertion force and stress dispersion. Rear cover protects the grommet from damage.	Waterproof. Low profile. Available in reverse mount type. Retainer detects incomplete insertion of socket contact.	Mechanical lock system with audible click. Socket side contact designed with secondary lock. Simplified crimp type termination.	Lightweight. Mating and unmating force less than 80N. Closed box socket contact increases mechanical strength. Preset retainer allows easy wire harness assembly.	Waterproof. Spring separates connectors if not correctly mated. Shorting contact eliminates static discharge. Retainer detects incomplete insertion of socket contact.	Mechanical complete mating method. Spring separates connector if not correctly mated. Shorting contact eliminates static discharge. Retainer detects incomplete insertion.	USB 2.0 compatible. Sold as a complete harness with USB standard receptacle.	Single contact waterproof. Compact size. Improved vibration resistance by vibration absorption function of rubber. Secondary lock mechanism.

Copyright © 2010 JAE Electronics, Inc.

Socket Housing: **IL-AG5-#S- S3C1**

Pin housing: **IL-AG5-#P- S3C1**

Pin header: **IL-AG5-#P- S3L2**

S: single row
D: double row

L: right angle
T: straight

Contacts: IL-AG5-C1-5000 (socket)
IL-AG5-PC1-5000 (pin)

Hand tool: CT150-1-AG5
Semi auto: 3502-AG5-2
Automatic: 350-AG5-3B

Socket housing: **MX1900#S51**

Pin housing: **MX1900#P51**

1: Black
2: Gray

Contacts: MX19S10K451 (socket)
MX19P10K451 (pin)

Hand Tool: CT150-4C-MX19
Semi auto: 3502-MX19-2B

Socket housing: **MX23A##SF1**

Pin header: **MX23A##NF1**

Front cap: **MX23A##XF1**

1: Standard
2: Reverse

Contacts: M23S05K351
Dummy Pin: M120-55780

Hand tool: CT160-3B-MX23
Semi auto: 350-MX23-2

Socket housing: **MX340##SF1** Pin header: **MX340##UF1**

U: Straight
N: Angled

1: 3-24 pos
2: 28-40 pos

Contacts	Hand Tool	Semi auto	Automatic
M34S75C4F1	CT150-2-MX34	350-MX34D-2	350-MX34B-3B
M34S75C4F2	CT150-1-MX34	350-MX34D-2	350-MX34B-3B
M34S75C4F3	N/A	350-MX34C-2	350-MX34C-3B
M34S75C4F4	N/A	350-MX34C-2	350-MX34C-3B

Board Mounting Receptacle: **MX39004NQ1**

USB Harness: **MX45004S0008397** **(150mm)**

Socket housing: **MX3600#SQ3**

Pin housing: **MX3600#PQ3**

Front cap: **MX36004XF3**

Contacts: M36S08K4Q3 (socket)
M36P08K4Q3 (pin)

Semi auto: 350-MX36-2
Automatic: 350-MX36-3B

Socket housing: **MX37004SP3**

Pin housing: **MX37004PP3**

	Socket	Pin
Contacts:	M37S07K4P3	M37P75C4P3
Semi Auto:	350-MX37S-2	350-MX37P-2
Automatic:	350-MX37S-3B	350-MX37S-3B

Socket housing: **MX44###SF1**

Pin header: **MX44###NF1**

Retainer: **MX44###XR1**

Wire seal: **MX44000XP1**

Wire O.D.
1, 1.4-1.5mm
2: 1.6-1.7mm

Contacts: M44S05K4F1

Hand Tool: CT150-2-MX44
Semi Auto: 3502-MX44-2

Socket housing: **MX31 0## SG A**

31, 34, 35 pos

Modification code

Pin header: **MX31 ### N F D**

70, 104. 135 pos

Modification code

F: All Sn plated contacts
Q: Selective gold plated contacts

Contacts	Wire (AWG)	Semi Auto	Automatic
M31S07K4FA (Sn, signal)	#22-20	350-MX31A-2	350-MX31A-3B
M31S07K4QA (Au, signal)	#22-20	350-MX31A-2	350-MX31A-3B
M31S07K4FB (Sn, signal)	#24	350-MX31A-2	350-MX1A-3B
M31S05K3FA (Sn, power)	#18-16	350-MX31B-2	350-MX31B-3B
M31S05K4FA (Sn, power)	#22-18	350-MX31B-2	350-MX31B-3B
M31S05K4QA (Au, power)	#22-18	350-MX31B-2	350-MX31B-3B

Other Product Offerings

Board-to-Board



Input/Output



Board-to-Flex



Board-to-Cable

Card

Circular

Visit our online catalog at: **http://www.jae-connectors.com**

Copyright © 2010 JAE Electronics, Inc.