

Path: [Home](#) > [Rack Index](#) > SOHO Knockdown - Desk Rack Cabinets (RCSC Series)



(click to enlarge)



[Assembly
Instructions](#)

DOWNLOAD



[Catalog pages \(2\) on this
series](#)


Adobe Reader .pdf format
(295K)







Features:

- Perfect for SOHO (Small Office, Home Office) applications for servers, storage & networking...
- Supplied unassembled (four cabinet pieces & four rails), requires only a phillips screwdriver to assemble...
- Simple assembly using one bolt in each corner to lock the sides to the top and bottom (hardware included) - see assembly instructions...
- Shipped in a flat pack container for handling ease & protection (see photo below)...
- Heavy duty, 16-gauge steel, 19" rack mount cabinet...
- Choice of two heights 21" (12U) or 42" (24U) panel height.
- The 21" (12U) version is 25" (635 mm) high overall (no casters) and is designed to fit under most desks...
- Expandable in the future - easily stacks and/or gangs to other units (see accessories below). Requires baying kit (**RCSCBAY**) to lock cabinets together...
- Panel rails are custom made, 14 gauge steel - infinitely adjustable (front to back), square hole punched for [cage-nuts](#) to full EIA hole centers (5/8 - 5/8 - 1/2 inch spacing). Painted with smooth black powder paint...
- Includes two pairs of rails (for rear support of heavier equipment), a starter pack of (50) 10-32 cagenuts & matching 1421ABK black screws...
- Overall width of 24" (610 mm) provides ample space for most cabling requirements...
- Generous cable-entry "punch-outs" with gasket strip material included...
- Optional doors (three versions available), fans and casters (see below)...
- Front & back lip is .75" (19.1 mm) so usable depth is reduced by 1.5" (38.1 mm)
- Recommended maximum weight - 1,500 pounds (682 kg)...
- Rugged textured black powder paint finish.

24.5" (622 mm) deep models







Usable Mounting Depth = 23" (584 mm)

			AutoCAD	3D Solid Model	Panel Height	Overall Height
--	--	---	---------	-------------------	--------------	----------------

Part Number	Color	Reader File	.dxf File (zipped)	.stp files (zipped)	Inches	Units	No Casters	Weight
RCSC1902124BK1	Black	 447K	 133K	 331K	21.00"	12U	25" (635 mm)	86# (39.1 kg)
RCSC1904224BK1	Black	 476K	 151K	 370K	42.00"	24U	46" (1,168 mm)	120# (54.5 kg)







31.5" (800 mm) deep models

Usable Mounting Depth = 30.0" (762 mm)

Part Number	Color	Reader File	AutoCAD .dxf File (zipped)	3D Solid Model .stp files (zipped)	Panel Height		Overall Height No Casters	Weight
					Inches	Units		
RCSC1902131BK1	Black	 431K	 134K	 331K	21.00"	12U	25" (635 mm)	100# (45.5 kg)
RCSC1904231BK1	Black	 477K	 152K	 374K	42.00"	24U	46" (1,168 mm)	145# (65.9 kg)

36" (914 mm) deep models

* Usable Mounting Depth = 30.0" (762 mm)

Part Number	Color	Reader File	AutoCAD .dxf File (zipped)	3D Solid Model .stp files (zipped)	Panel Height		Overall Height No Casters	Weight
					Inches	Units		
RCSC1902136BK1	Black	 500K	 140K	 386K	21.00"	12U	25" (635 mm)	110# (50.0 kg)
RCSC1904236BK1	Black	 543K	 159K	 463K	42.00"	24U	46" (1,168 mm)	135# (61.4 kg)

*** NOTE - 36" deep models have extended cable space in the back**

Key Feature:

Flat Pack Shipping

Shipped in a flat pack container for handling ease & protection...



Perfect for tight access areas or one person installations...

Rack is knocked down into 5 easy to handle parts (ie...two sides, top, bottom and a pack of 4 panel rails)...




(click to enlarge)

Accessories



(click to enlarge)











Assembly
Instructions

Locking Doors (Three Versions)








- Doors are available in three versions. Perforated (to meet server manufacturer Free-Air-Ratio (FAR) requirements of 65%), Solid and Vented (see tables below)...
- Doors can be added later even if rack is fully loaded - as mounting uses a unique "snap-in" secure hinge mount from the outside...
- Rack assembly screws are behind the door for complete security...
- 16-gauge steel construction...
- Front & back of "RCSC" rack cabinet is pre-punched to accept these doors
- Mounts either right or left hand hinge (door & cabinet are symmetrical)
- Includes installed lock and two keys
- Finished in rugged textured powder paint
- Includes mounting hardware

PERFORATED DOOR










Part Number	Color	 Reader File	AutoCAD .dxf File (zipped)	3D Solid Model .stp files (zipped)	Use With Cabinet Panel Height	Weight
RCSC19021PDBK1	Black	 177K	 54K	 176K	21.00" (12 U)	9.4# (4.3 kg)
RCSC19042PDBK1	Black	 172K	 53K	 177K	42.00" (24 U)	22# (10.0 kg)

SOLID DOOR

Part Number	Color	 Reader File	AutoCAD .dxf File (zipped)	3D Solid Model .stp files (zipped)	Use With Cabinet Panel Height	Weight
RCSC19021SDBK1	Black	 156K	 50K	 166K	21.00" (12 U)	9.4# (4.3 kg)
RCSC19042SDBK1	Black	 152K	 49K	 166K	42.00" (24 U)	28# (12.7 kg)

VENTED DOOR

Part Number	Color	 Reader File	AutoCAD .dxf File (zipped)	3D Solid Model .stp files (zipped)	Use With Cabinet Panel Height	Weight
RCSC19021VDBK1	Black	 373K	 214K	 440K	21.00" (12 U)	9.4# (4.3 kg)
RCSC19042VDBK1	Black	 350K	 367K	 709K	42.00" (24 U)	28# (12.7 kg)



(click to enlarge)

Casters - Part Number **1425P**

- **SOLD IN A SET OF 4**
- Light Duty
- 400# (182 kg) manufacturers specified weight capacity (Set of 4)
- Twin nylon swivel wheels with zinc axles and hoods
- 5/16 - 18 threaded stem mounts into existing holes in base of RCSC (knockdown) rack
- Wheels are black nylon & 2.37" (60.2 mm) wheel diameter
- Final mounting height of 2.75" (70 mm)



(click to enlarge)

Casters - Part Number **1425BH**

- **SOLD IN A SET OF 4**
- Heavy Duty
- 1,050# (477 kg) manufacturers specified weight capacity (Set of 4).
- Features ball bearing swivel and hard composition wheels
- Standard 3" (76.2 mm) x 1.75" (44.5 mm) hole mounting pattern
- Wheels are blue & 3" (76.2 mm) wheel diameter
- Includes mounting hardware
- Adds 3.75" (95.3 mm) to the overall height of the cabinet




(click to enlarge)

Baying Kit - Part Number **RCSCBAY**

- Required to connect 2 RCSC cabinets together
- Can be used to stack vertically or gang horizontally
- Includes mounting hardware



Assembly
Instructions

Part Number	Description	Instructions
RCSCFAN	Fan Kit <ul style="list-style-type: none"> • includes 2 (two) 115 VAC fans and power cord • mounts into knockout spaces provided in the RCSC frame 	-
RCSCATIP	Anti-Tip Kit <ul style="list-style-type: none"> • brackets mount to front (or back) • used when heavy slide out servers/equipment are installed 	 Assembly Instructions

Universal Accessories

- Aluminum rack panels ([PBPA series](#))
- Steel rack panels ([PBPS series](#))

- Formed steel rack panels ([PBFS series](#))
- Ventilated & Access Panels ([Louvers, slots, baffles etc.](#))
- Doors & Chassis - Panel Mount ([Hinged & fixed](#))
- Cable Organizing ([Panel mount rings, velcro strap panels & guides](#))
- Shelves - Panel Mount ([Fixed, solid & vented](#))
- Shelves & Slides - Dual Vertical Rail Mount ([Fixed, pull out, solid & vented, drawers, etc.](#))
- Keyboard Shelves & Drawers ([Vertical rail mount](#))
- Rack mount power bars ([1582 & 1583 series](#))
- Cooling Accessories ([Fan Panels, Fans, Grills & Baffles](#))
- Blowers ([HB series](#))
- Fan Trays ([FT series](#))
- Mounting hardware ([Hardware](#))

DOWNLOAD



[Catalog pages \(2\) on this series](#) - Adobe Reader .pdf format (295K)

Exactly what you are looking for???

Link to our stocking distributors - most have "on-line" pricing, stock check and ordering!!!

[Our Distributors](#)

[Order from your favorite distributor](#)

[Home](#) | [Products](#) | [Distributors](#) | [Technical](#) | [Contact Us](#) | [Other Options](#)

Copyright; © 2007-2010 Hammond Mfg Co Inc
URL: <http://www.hammondmfg.com>