

Knockdown Rack Cabinets (REFK Series) - *HEAVY DUTY*

[Home](#)[Products](#)[Distributors](#)[Technical](#)[Contact Us](#)[Other Options](#)

Path: [Home](#) > [Rack Index](#) > Knockdown Rack Cabinets (REFK Series)



**Weight Load Rated
1,000 pounds (455 kg)
(largest rack cabinet was tested)**

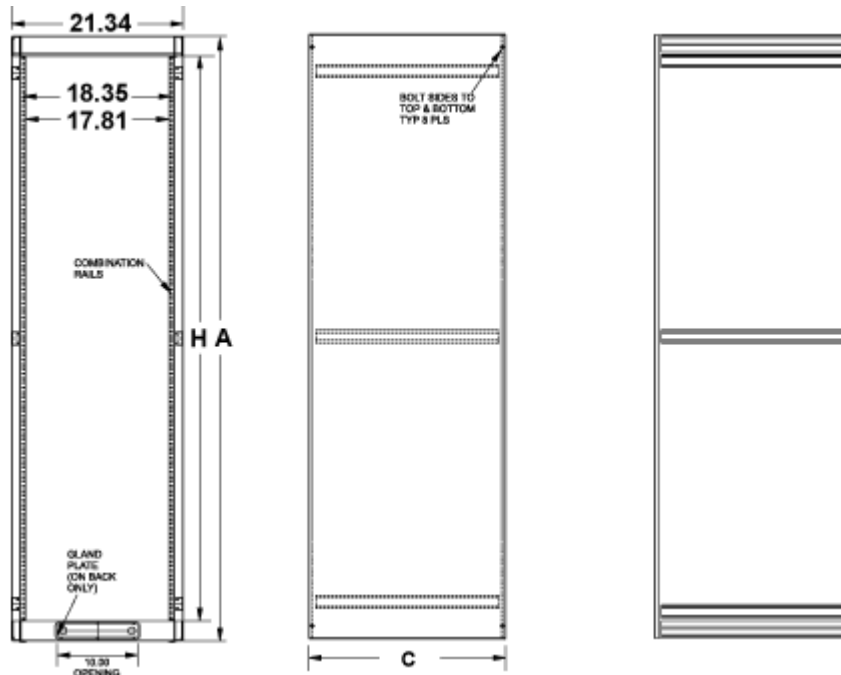

Features:

- Standard 19" rack mount cabinets - 21.34" (542 mm) overall width.
- Three (3) available depths:
 1. usable depth of 16.5" (419 mm) without doors, 16" (406 mm) with doors - 17.5" (444 mm) overall depth.
 2. usable depth of 23.5" (597 mm) without doors, 23" (584 mm) with doors - 24.5" (622 mm) overall depth.
 3. usable depth of 30.5" (775 mm) without doors, 30" (762 mm) with doors - 31.5" (800 mm) overall depth.
- Knockdown rack unit is shipped in a flat pack container for handling ease & protection ([see below](#))...
- Perfect for tight access areas or one person installations as unit is knocked down into five (5) easy to handle parts (ie...2 sides, top, bottom and 4 panel rails)...
- Complete with; four (4) infinitely adjustable - combination rack mount rails, on E.I.A. universal spacing (5/8 - 5/8 - 1/2 inch) - drilled & tapped for 10-32 screws ([see close up below](#)) and four (4) leveling feet...
- Removable gland plate - over 10" (254 mm) long x 1.5" (38 mm) high opening - with knockouts on rear bottom of rack for easy cable access ([see below](#))...
- Simple assembly using one bolt in each corner to lock the sides to the top and bottom (hardware included)...
- Heavy duty 16 gauge steel top, bottom and sides.
- Rails are made of 10 gauge steel (zinc plated finish for grounding capabilities)...

- Recommended maximum weight (REFK1907731 tested) - 1,000 pounds (455 kg)...
- Finished in rugged textured powder paint...
- Stocked in Black & Light Gray (RAL7035)...
- See frame [accessories below](#).

























Assembly
Instructions



17.5" (444 mm) deep models (NOT ALL HEIGHTS STOCKED):




















Usable Depth = 16.5" (419 mm) without doors, 16" (406 mm) with doors

Part Number	Color	 Reader File	AutoCAD .dxf file (zipped)	3D Solid Model .stp files (zipped)	Panel Height		Dimensions			Weight
					Inches	Units	A (Height)	C (Depth)	H (Panel Opening)	
REFK1903517BK1 REFK1903517LG1	Black Light Gray	 585K	 142K	 222K	35"	20U	40.19" (1,021 mm)	17.5" (444 mm)	35.19" (894 mm)	90# (41.0 kg)
REFK1904217BK1 REFK1904217LG1	Black Light Gray	 612K	 150K	 231K	42"	24U	47.19" (1,199 mm)	17.5" (444 mm)	42.19" (1,072 mm)	104# (47.3 kg)
REFK1904917BK1 REFK1904917LG1	Black Light Gray	 618K	 155K	 240K	49"	28U	54.19" (1,376 mm)	17.5" (444 mm)	49.19" (1,249 mm)	112# (50.9 kg)
REFK1905617BK1 REFK1905617LG1	Black Light Gray	 618K	 159K	 247K	56"	32U	61.19" (1,554 mm)	17.5" (444 mm)	56.19" (1,427 mm)	123# (55.9 kg)
REFK1906317BK1 REFK1906317LG1	Black Light Gray	 620K	 160K	 255K	63"	36U	68.19" (1,732 mm)	17.5" (444 mm)	63.19" (1,601 mm)	134# (60.9 kg)
REFK1907017BK1	Black Light						75.19" (1,910 mm)	17.5" (444 mm)	70.19" (1,783 mm)	144# (65.5 kg)

REFK1907017LG1	Gray	 625K	 167K	 262K	70"	40U	mm)	mm)	mm)	kg)
REFK1907717BK1 REFK1907717LG1	Black Light Gray	 631K	 172K	 268K	77"	44U	82.19" (2,088 mm)	17.5" (444 mm)	77.19" (1,961 mm)	154# (70.0 kg)


24.5" (622 mm) deep models:






















Usable Depth = 23.5" (597 mm) without doors, 23" (584 mm) with doors

Part Number	Color	 Reader File	AutoCAD .dxf file (zipped)	3D Solid Model .stp files (zipped)	Panel Height		Dimensions			Weight
					Inches	Units	A (Height)	C (Depth)	H (Panel Opening)	
REFK1903524BK1 REFK1903524LG1	Black Light Gray	 545K	 130K	 221K	35"	20U	40.19" (1,021 mm)	24.5" (622 mm)	35.19" (894 mm)	116# (52.7 kg)
REFK1904224BK1 REFK1904224LG1	Black Light Gray	 586K	 135K	 231K	42"	24U	47.19" (1,199 mm)	24.5" (622 mm)	42.19" (1,072 mm)	124# (56.4 kg)
REFK1904924BK1 REFK1904924LG1	Black Light Gray	 586K	 138K	 239K	49"	28U	54.19" (1,376 mm)	24.5" (622 mm)	49.19" (1,249 mm)	140# (63.6 kg)
REFK1905624BK1 REFK1905624LG1	Black Light Gray	 588K	 140K	 246K	56"	32U	61.19" (1,554 mm)	24.5" (622 mm)	56.19" (1,427 mm)	146# (66.4 kg)
REFK1906324BK1 REFK1906324LG1	Black Light Gray	 589K	 143K	 253K	63"	36U	68.19" (1,732 mm)	24.5" (622 mm)	63.19" (1,601 mm)	162# (73.6 kg)
REFK1907024BK1 REFK1907024LG1	Black Light Gray	 604K	 145K	 261K	70"	40U	75.19" (1,910 mm)	24.5" (622 mm)	70.19" (1,783 mm)	178# (80.9 kg)
REFK1907724BK1 REFK1907724LG1	Black Light Gray	 603K	 148K	 268K	77"	44U	82.19" (2,088 mm)	24.5" (622 mm)	77.19" (1,961 mm)	190# (86.4 kg)



31.5" (800 mm) deep models (NOT ALL HEIGHTS STOCKED):

Usable Depth = 30.5" (775 mm) without doors, 30" (762 mm) with doors

Part Number	Color	 Reader File	AutoCAD .dxf file (zipped)	3D Solid Model .stp files (zipped)	Panel Height		Dimensions			Weight
					Inches	Units	A (Height)	C (Depth)	H (Panel Opening)	
	Black						40.19"	31.5"		136#

REFK1903531BK1 REFK1903531LG1	Light Gray	 540K	 129K	 222K	35"	20U	(1,021 mm)	(800 mm)	35.19" (894 mm)	(61.8 kg)
REFK1904231BK1 REFK1904231LG1	Black Light Gray	 551K	 134K	 231K	42"	24U	47.19" (1,199 mm)	31.5" (800 mm)	42.19" (1,072 mm)	154# (70.0 kg)
REFK1904931BK1 REFK1904931LG1	Black Light Gray	 587K	 137K	 239K	49"	28U	54.19" (1,376 mm)	31.5" (800 mm)	49.19" (1,249 mm)	170# (77.3 kg)
REFK1905631BK1 REFK1905631LG1	Black Light Gray	 584K	 140K	 246K	56"	32U	61.19" (1,554 mm)	31.5" (800 mm)	56.19" (1,427 mm)	180# (81.8 kg)
REFK1906331BK1 REFK1906331LG1	Black Light Gray	 588K	 143K	 254K	63"	36U	68.19" (1,732 mm)	31.5" (800 mm)	63.19" (1,601 mm)	190# (86.4 kg)
REFK1907031BK1 REFK1907031LG1	Black Light Gray	 590K	 146K	 261K	70"	40U	75.19" (1,910 mm)	31.5" (800 mm)	70.19" (1,783 mm)	198# (90.0 kg)
REFK1907731BK1 REFK1907731LG1	Black Light Gray	 603K	 148K	 268K	77"	44U	82.19" (2,088 mm)	31.5" (800 mm)	77.19" (1,961 mm)	226# (102.7 kg)

Key Features (with photos):

<p>Infinitely Adjustable (front to back) 10-32 Tapped, Zinc Plated, 10-gauge Steel, Panel Rails (Rack ships with two pair (four rails total) included, shown here mounted to Amhal Strut)</p>	<p>Gland Plate Opening For Easy Wiring Access (Bottom, rear of rack over 10" (254 mm) wide x 1.5" (38 mm) high with gland plate.)</p>
 <p>(click to enlarge)</p>	 <p>Removable gland plate with an over 10" opening in bottom, rear of rack</p> <p>(click to enlarge)</p>

Over Sized - 1.67" (42 mm) Diameter

Interlocking Sides

To both the top & bottom (shown)



(click to enlarge)

Nylon Based - Leveling Feet Included



(click to enlarge)



Flat Pack Shipping

Shipped in a flat pack container for handling ease & protection...

Perfect for tight access areas or one person installations...

Rack is knocked down into 5 easy to handle parts (ie...two sides, top, bottom and a pack of 4 panel rails)...

Accessories

Casters - Part Number **1425P**

- **SOLD IN A SET OF 4**
- Light Duty
- **NOTE:** For RCSC & REFK - knockdown racks



ONLY

- 400# (182 kg) manufacturers specified weight capacity (Set of 4)
- Twin nylon swivel wheels with zinc axles and hoods
- 5/16 - 18 threaded stem mounts into existing holes in base of REFK (knockdown) rack (in place of leveling feet)
- Wheels are black nylon & 2.37" (60.2 mm) wheel diameter
- Final mounting height of 2.75" (70 mm)



Casters - Part Number 1425PHD

- **SOLD IN A SET OF 4**
- Medium Duty
- **NOTE:** For RCHS, RCHV, RCSC & REFK - knockdown racks ONLY (base of cabinet is punched).
- 600# (273 kg) manufacturers specified weight capacity (Set of 4).
- Features ball bearing swivel and hard composition wheels.
- Small foot print 2.125" (54 mm) x 15/16" (23.8 mm) hole mounting pattern.
- Wheels are grey & 2" (50.8 mm) wheel diameter - adds only 2.5" (63.5 mm) to overall rack height.
- Includes mounting hardware.



Assembly Instructions



Additional Hardware

Used to Mount Panel Rail To Amhal Strut

Part Number 1463S (package of 3)

- 3/8 x 16 spring loaded nuts (for "C" channels)
- 0.75" (19.1 mm) hex head bolts & washers
- Included with above rails

Doors



Solid, Louvered & Plexi-Glass)

Universal Accessories

- Extra Panel Rails ([Zinc Plated](#)) - **2 Pair INCLUDED with rack**
- Aluminum rack panels ([PBPA series](#))
- Steel rack panels ([PBPS series](#))
- Formed steel rack panels ([PBFS series](#))
- Ventilated & Access Panels ([Louvers, slots, baffles etc.](#))
- Doors & Chassis - Panel Mount ([Hinged & fixed](#))
- Cable Organizing ([Panel mount rings, velcro strap panels & guides](#))
- Shelves - Panel Mount ([Fixed, solid & vented](#))
- Shelves & Slides - Dual Vertical Rail Mount ([Fixed, pull out, solid & vented, drawers, etc.](#))
- Keyboard Shelves & Drawers ([Vertical rail mount](#))
- Rack mount power bars ([1582 & 1583 series](#))
- Vertical rack mount power bars ([1585, 1586, 1587 & 1588 series](#))
- Fans ([Fans, Fan Kits, Grills & Filters](#))
- Cooling Panels ([Ventilated Panels, Fan Panels & Baffles](#))
- Blowers ([HB series](#))
- Fan Trays ([FT series](#))
- Mounting hardware ([Hardware](#))

DOWNLOAD



[REFK rack cabinets - catalog pages \(7\)](#) - Adobe Reader .pdf format (491K)

DOWNLOAD



[rack cabinet accessories - catalog pages \(44\)](#) - Adobe Reader .pdf format (1,495K)

Mail Link To Our Catalog Department

Provide full mailing address here for your FREE CATALOG via snail mail...

Exactly what you are looking for???

Link to our stocking distributors - most have "on-line" pricing, stock check
and ordering!!!

Our Distributors

Order from your favorite distributor

[Home](#) | [Products](#) | [Distributors](#) | [Technical](#) | [Contact Us](#) | [Other Options](#)

Copyright; © 1998-2010 Hammond Mfg Co Inc

URL: <http://www.hammondmfg.com>